

**2023 OKMULGEE COUNTY ASSESSOR'S OFFICE REPORT TO THE EXCISE BOARD**

07/28/2023

City/Village								
DISTRICT	DESCRIPTION	PERSONAL PROPERTY	REAL PROPERTY	PUBLIC SERVICE	TOTAL VALUATION	HOMESTEAD EXEMPTIONS	OTHER EXEMPTIONS	NET VALUATION
T-14	Liberty City	0	0	8,456	8,456	0	0	8,456
T01	Okmulgee City	7,160,289	38,853,737	4,331,543	50,345,569	1,732,865	790,676	47,822,028
T03	Morris City	150,747	4,705,688	480,233	5,336,668	214,303	138,149	4,984,216
T05	Henryetta City	2,424,164	17,531,692	3,135,156	23,091,012	901,539	338,372	21,851,101
T06	Schulter	0	0	157,994	157,994	0	0	157,994
T07	Beggs City	222,101	6,383,718	1,244,564	7,850,383	291,626	324,949	7,233,808
T08	Dewar City	81,004	1,796,685	223,293	2,100,982	161,407	79,485	1,860,090
T15	Winchester City	0	0	85,171	85,171	0	0	85,171
T17	Grayson City	0	0	1,134	1,134	0	0	1,134
<b>CITY/VILLAGE TOTAL VALUATION</b>		<b>10,038,305</b>	<b>69,271,520</b>	<b>9,667,544</b>	<b>88,977,369</b>	<b>3,301,740</b>	<b>1,671,631</b>	<b>84,003,998</b>

County								
DISTRICT	DESCRIPTION	PERSONAL PROPERTY	REAL PROPERTY	PUBLIC SERVICE	TOTAL VALUATION	HOMESTEAD EXEMPTIONS	OTHER EXEMPTIONS	NET VALUATION
C001	Okmulgee County General	43,845,709	167,097,122	44,722,559	255,665,390	6,907,378	4,429,737	244,328,275
<b>COUNTY TOTAL VALUATION</b>		<b>43,845,709</b>	<b>167,097,122</b>	<b>44,722,559</b>	<b>255,665,390</b>	<b>6,907,378</b>	<b>4,429,737</b>	<b>244,328,275</b>

School								
DISTRICT	DESCRIPTION	PERSONAL PROPERTY	REAL PROPERTY	PUBLIC SERVICE	TOTAL VALUATION	HOMESTEAD EXEMPTIONS	OTHER EXEMPTIONS	NET VALUATION
D-11	D-11 Twin Hills	816,020	10,160,844	7,026,120	18,002,984	329,035	262,270	17,411,679
I-1	I-1 Okmulgee	20,488,588	48,912,843	8,947,126	78,348,557	2,097,821	1,217,657	75,033,079
I-2	I-2 Henryetta	12,245,657	24,401,661	5,388,377	42,035,695	1,198,949	629,106	40,207,640
I-3	I-3 Morris	1,554,022	22,514,161	2,658,662	26,726,845	846,681	450,086	25,430,078
I-4	I-4 Beggs	6,651,984	32,524,324	9,191,157	48,367,465	1,082,775	844,508	46,440,182
I-5	I-5 Preston	369,838	5,382,694	2,545,542	8,298,074	225,446	257,540	7,815,088
I-6	I-6 Schulter	251,636	2,861,023	1,950,327	5,062,986	207,864	108,249	4,746,873
I-7	I-7 Wilson	236,875	4,433,974	3,875,253	8,546,102	187,752	176,597	8,181,753
I-8	I-8 Dewar	260,761	3,309,808	1,099,017	4,669,586	271,948	152,498	4,245,140
J-14	J-14 LIBERTY	491,843	7,787,622	470,216	8,749,681	286,107	289,224	8,174,350
J-19	J-19 CHECOTAH	223	120,828	23,561	144,612	5,000	0	139,612

**2023 OKMULGEE COUNTY ASSESSOR'S OFFICE REPORT TO THE EXCISE BOARD**

07/28/2023

J-2	J-2 HASKELL	41,573	388,254	123,223	553,050	13,000	0	540,050
J-27	J-27 MIDWAY	274	7,650	3,226	11,150	0	0	11,150
J-31	J-31 WELEETKA	47,636	554,626	840,899	1,443,161	37,000	8,925	1,397,236
J-5 Cr	J-5 MOUNDS	330,721	3,081,495	435,228	3,847,444	86,000	33,077	3,728,367
J-56	J-56 GRAHAM-DUSTIN	58,058	655,315	144,625	857,998	32,000	0	825,998
<b>SCHOOL TOTAL VALUATION</b>		<b>43,845,709</b>	<b>167,097,122</b>	<b>44,722,559</b>	<b>255,665,390</b>	<b>6,907,378</b>	<b>4,429,737</b>	<b>244,328,275</b>

TIF-District								
DISTRICT	DESCRIPTION	PERSONAL PROPERTY	REAL PROPERTY	PUBLIC SERVICE	TOTAL VALUATION	HOMESTEAD EXEMPTIONS	OTHER EXEMPTIONS	NET VALUATION
10005	I-5 Rural Bav OKMULGEE	0	17,432	0	17,432	1,000	0	16,432
10006	I-1 City Bav OKMULGEE	1,112,263	1,547,783	0	2,660,046	12,000	0	2,648,046
10007	I-5 City Bav OKMULGEE	4,157,574	395,980	0	4,553,554	5,000	8,014	4,540,540
I-1RURAL	I-1RURAL BAV KELCO	10,314,704	-1,800	0	10,312,904	0	0	10,312,904
I-1Rural	I-1Rural Bav OKMULGEE	0	178,796	0	178,796	0	0	178,796
<b>TIF-DISTRICT TOTAL VALUATION</b>		<b>15,584,541</b>	<b>2,138,191</b>	<b>0</b>	<b>17,722,732</b>	<b>18,000</b>	<b>8,014</b>	<b>17,696,718</b>

Vo-Tech								
DISTRICT	DESCRIPTION	PERSONAL PROPERTY	REAL PROPERTY	PUBLIC SERVICE	TOTAL VALUATION	HOMESTEAD EXEMPTIONS	OTHER EXEMPTIONS	NET VALUATION
V03	CENTRAL TECH CENTER	330,721	3,081,495	435,228	3,847,444	86,000	33,077	3,728,367
V04	INDIAN CAPITAL TECH CENT	42,070	516,732	150,010	708,812	18,000	0	690,812
V18	TULSA TECH CENTER	491,843	7,787,622	470,216	8,749,681	286,107	289,224	8,174,350
V25	WES WATKINS TECH CENTER	105,694	1,209,941	985,524	2,301,159	69,000	8,925	2,223,234
V28	GREEN COUNTRY TECH CEN	42,875,381	154,501,332	42,681,581	240,058,294	6,448,271	4,098,511	229,511,512
<b>VO-TECH TOTAL VALUATION</b>		<b>43,845,709</b>	<b>167,097,122</b>	<b>44,722,559</b>	<b>255,665,390</b>	<b>6,907,378</b>	<b>4,429,737</b>	<b>244,328,275</b>



Real	Count	Value
Agricultural	0	0
Commercial	0	0
Residential	0	0
<b>Total Real Value</b>	<b>0</b>	<b>0</b>
Homestead	0	0
Veteran	0	0
Other	0	0
<b>Total Exempt</b>	<b>0</b>	<b>0</b>

**TIF Increment Value**

**Net Assessed** 0

**Net Assessed Under Protest**

Senior Freeze	0	0
Capped Parcels	0	0

Personal	Count	Value
Agricultural	0	0
Commercial	0	0
Mobile Home	0	0
<b>Total Personal</b>	<b>0</b>	<b>0</b>
<b>Total Exempt</b>	<b>0</b>	<b>0</b>

**TIF Increment Value**

**Net Assessed** 0

**Net Assessed Under Protest**

Public Service	Count	Value
<b>Total PS Value</b>	<b>4</b>	<b>8,456</b>

**TIF Increment Value**

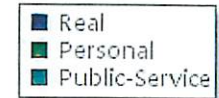
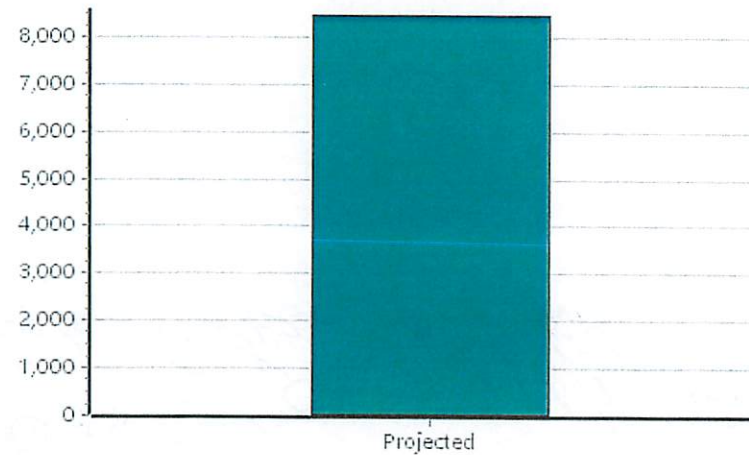


**Net Assessed** 8,456

**District Totals**

Total Gross Value	8,456
Homestead Loss	0
Other Exemption Loss	0
<b>TIF Increment Value</b>	
<b>Retained TIF Value</b>	
<b>Net Assessed Value</b>	<b>8,456</b>

**Net Assessed Under Protest**

\* Public Service Protests Values are not included on this report.



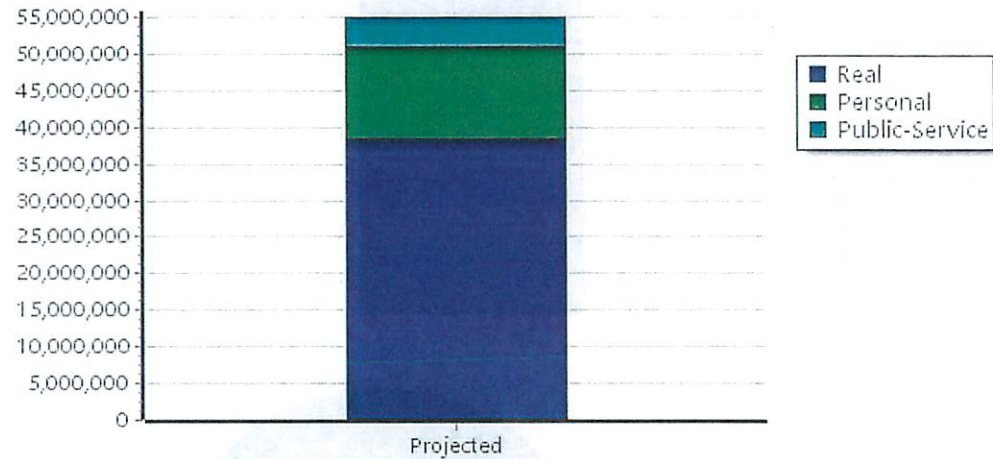
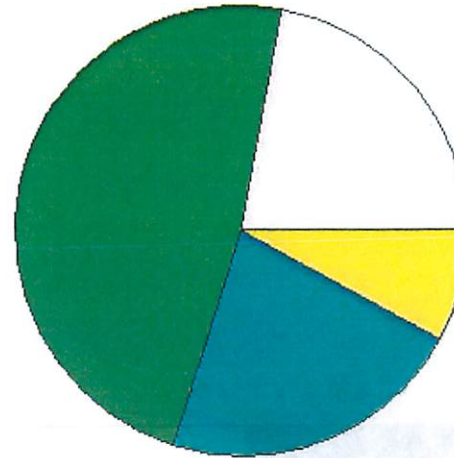
Real	Count	Value
Agricultural	27	134,827
Commercial	563	12,648,174
Residential	5,968	28,014,499
<b>Total Real Value</b>	<b>6,558</b>	<b>40,797,500</b>
Homestead	1,567	1,749,865
Veteran	86	793,197
Other	2	5,493
<b>Total Exempt</b>	<b>1,862</b>	<b>2,548,555</b>
<b>TIF Increment Value</b>		<b>1,918,749</b>
<b>Net Assessed</b>		<b>36,330,196</b>
<b>Net Assessed Under Protest</b>		
Senior Freeze	309	680,906
Capped Parcels	2,443	12,819,882

Personal	Count	Value
Agricultural	15	305,562
Commercial	288	12,107,689
Mobile Home	30	16,875
<b>Total Personal</b>	<b>333</b>	<b>12,430,126</b>
<b>Total Exempt</b>	<b>0</b>	<b>0</b>
<b>TIF Increment Value</b>		<b>5,269,837</b>
<b>Net Assessed</b>		<b>7,160,289</b>
<b>Net Assessed Under Protest</b>		

Public Service	Count	Value
<b>Total PS Value</b>	<b>31</b>	<b>4,331,543</b>
<b>TIF Increment Value</b>		<b>0</b>
<b>Net Assessed</b>		<b>4,331,543</b>


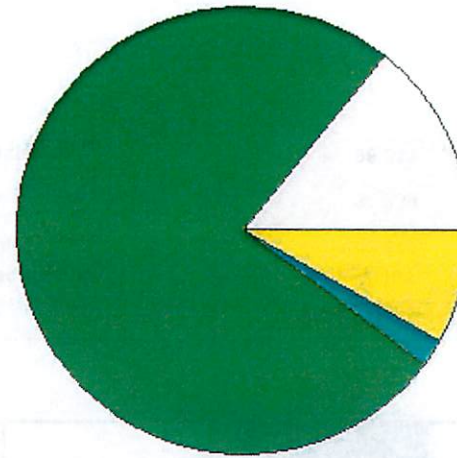
District Totals	
Total Gross Value	57,559,169
Homestead Loss	1,749,865
Other Exemption Loss	798,690
<b>TIF Increment Value</b>	<b>7,188,586</b>
<b>Retained TIF Value</b>	
<b>Net Assessed Value</b>	<b>47,822,028</b>
<b>Net Assessed Under Protest</b>	

\* Public Service Protests Values are not included on this report.



TIF Project Summary						
Code	Description	Expires	Base Value	Increment Value	Retained Inc	Total Value
6	OK-11 City Bav	2032	67,442	2,648,046		2,715,488
7	OK-15 City Bav	2032	30,869	4,540,540		4,571,409
<b>Total TIF Valuation :</b>			<b>98,311</b>	<b>7,188,586</b>	<b>0</b>	<b>7,286,897</b>

Real	Count	Value
Agricultural	9	52,784
Commercial	50	702,492
Residential	561	3,950,412
<b>Total Real Value</b>	<b>620</b>	<b>4,705,688</b>
Homestead	197	214,303
Veteran	14	138,149
Other	0	0
<b>Total Exempt</b>	<b>229</b>	<b>352,452</b>



**TIF Increment Value**

**Net Assessed** 4,353,236

**Net Assessed Under Protest**

Senior Freeze	35	88,950
Capped Parcels	206	731,477

Personal	Count	Value
Agricultural	2	639
Commercial	33	135,974
Mobile Home	11	14,134
<b>Total Personal</b>	<b>46</b>	<b>150,747</b>
<b>Total Exempt</b>	<b>0</b>	<b>0</b>

**TIF Increment Value**

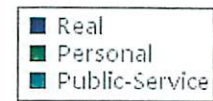
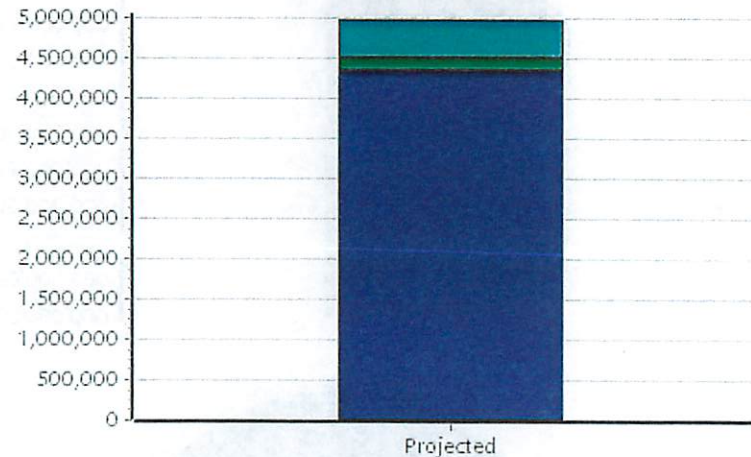
**Net Assessed** 150,747

**Net Assessed Under Protest**

Public Service	Count	Value
<b>Total PS Value</b>	<b>8</b>	<b>480,233</b>

**TIF Increment Value**

**Net Assessed** 480,233


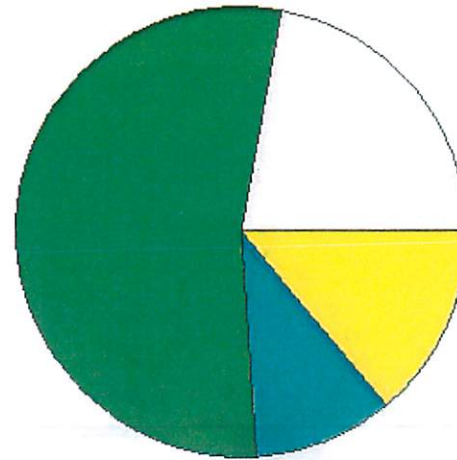


District Totals	
Total Gross Value	5,336,668
Homestead Loss	214,303
Other Exemption Loss	138,149
<b>TIF Increment Value</b>	
<b>Retained TIF Value</b>	
<b>Net Assessed Value</b>	<b>4,984,216</b>

**Net Assessed Under Protest**

\* Public Service Protests Values are not included on this report.

Real	Count	Value
Agricultural	16	86,647
Commercial	417	4,972,847
Residential	3,090	12,472,198
<b>Total Real Value</b>	<b>3,523</b>	<b>17,531,692</b>
Homestead	823	901,539
Veteran	46	338,372
Other	0	0
<b>Total Exempt</b>	<b>966</b>	<b>1,239,911</b>



**TIF Increment Value**

**Net Assessed** 16,291,781

**Net Assessed Under Protest**

Senior Freeze	152	421,338
Capped Parcels	2,049	5,526,625

Personal	Count	Value
Agricultural	6	15,604
Commercial	139	2,372,937
Mobile Home	31	35,623
<b>Total Personal</b>	<b>176</b>	<b>2,424,164</b>
<b>Total Exempt</b>	<b>0</b>	<b>0</b>

**TIF Increment Value**

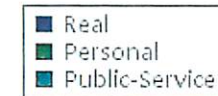
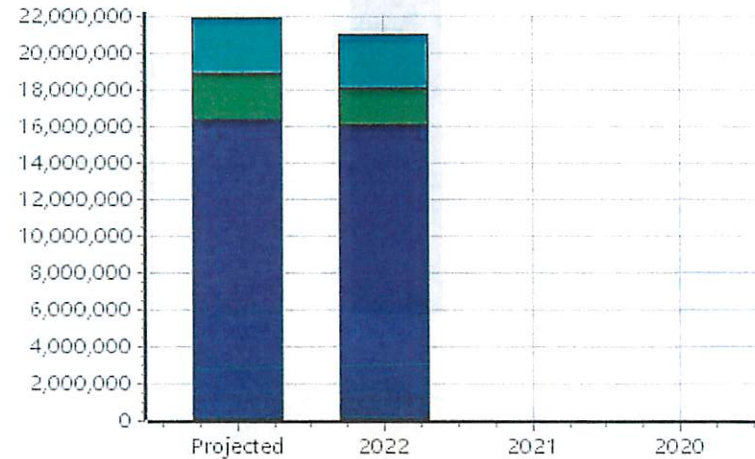
**Net Assessed** 2,424,164

**Net Assessed Under Protest**

Public Service	Count	Value
<b>Total PS Value</b>	<b>26</b>	<b>3,135,156</b>

**TIF Increment Value**

**Net Assessed** 3,135,156



**District Totals**

Total Gross Value	23,091,012
Homestead Loss	901,539
Other Exemption Loss	338,372
<b>TIF Increment Value</b>	
<b>Retained TIF Value</b>	
<b>Net Assessed Value</b>	<b>21,851,101</b>

**Net Assessed Under Protest**

\* Public Service Protests Values are not included on this report.

Real	Count	Value
Agricultural	0	0
Commercial	0	0
Residential	0	0
<b>Total Real Value</b>	<b>0</b>	<b>0</b>
Homestead	0	0
Veteran	0	0
Other	0	0
<b>Total Exempt</b>	<b>0</b>	<b>0</b>

**TIF Increment Value**

**Net Assessed** 0

**Net Assessed Under Protest**

Senior Freeze	0	0
Capped Parcels	0	0

Personal	Count	Value
Agricultural	0	0
Commercial	0	0
Mobile Home	0	0
<b>Total Personal</b>	<b>0</b>	<b>0</b>
<b>Total Exempt</b>	<b>0</b>	<b>0</b>

**TIF Increment Value**

**Net Assessed** 0

**Net Assessed Under Protest**

Public Service	Count	Value
<b>Total PS Value</b>	<b>3</b>	<b>157,994</b>

**TIF Increment Value**

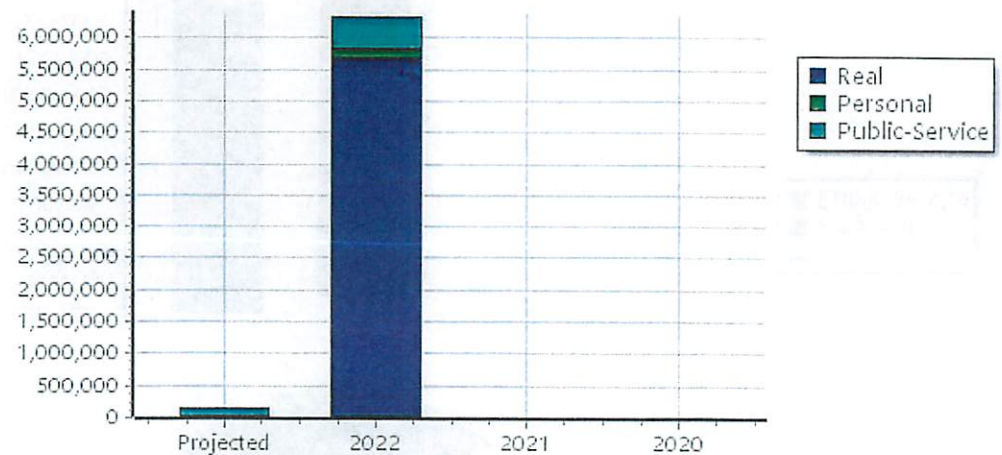

**Net Assessed** 157,994

**District Totals**

Total Gross Value	157,994
Homestead Loss	0
Other Exemption Loss	0
<b>TIF Increment Value</b>	
<b>Retained TIF Value</b>	
<b>Net Assessed Value</b>	<b>157,994</b>


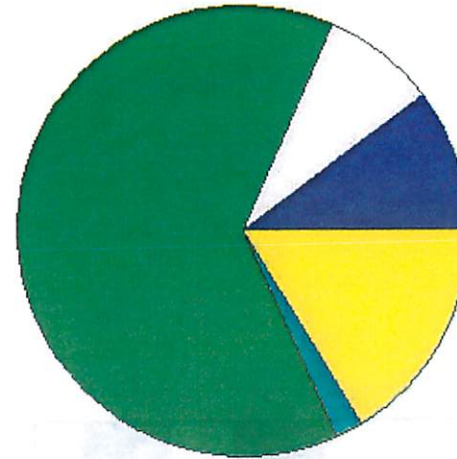
**Net Assessed Under Protest**

\* Public Service Protests Values are not included on this report.





Real	Count	Value
Agricultural	87	837,187
Commercial	76	684,742
Residential	875	4,861,789
<b>Total Real Value</b>	<b>1,038</b>	<b>6,383,718</b>
Homestead	262	291,626
Veteran	13	324,949
Other	0	0
<b>Total Exempt</b>	<b>307</b>	<b>616,575</b>



**TIF Increment Value**

**Net Assessed** 5,767,143

**Net Assessed Under Protest**

Senior Freeze	35	125,694
Capped Parcels	590	2,274,067

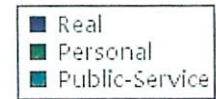
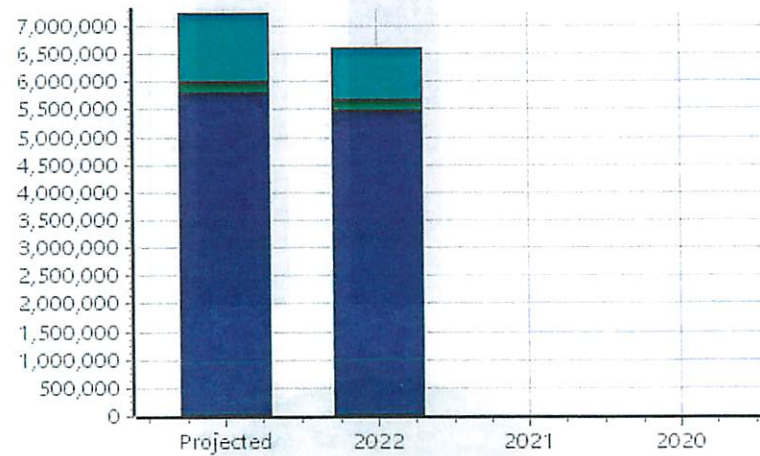
Personal	Count	Value
Agricultural	18	37,172
Commercial	26	133,688
Mobile Home	38	51,241
<b>Total Personal</b>	<b>82</b>	<b>222,101</b>
<b>Total Exempt</b>	<b>0</b>	<b>0</b>

**TIF Increment Value**

**Net Assessed** 222,101

**Net Assessed Under Protest**

Public Service	Count	Value
<b>Total PS Value</b>	<b>18</b>	<b>1,244,564</b>
<b>TIF Increment Value</b>		
<b>Net Assessed</b>		<b>1,244,564</b>



**District Totals**

Total Gross Value	7,850,383
Homestead Loss	291,626
Other Exemption Loss	324,949
<b>TIF Increment Value</b>	
<b>Retained TIF Value</b>	
<b>Net Assessed Value</b>	<b>7,233,808</b>

**Net Assessed Under Protest**

\* Public Service Protests Values are not included on this report.

Real	Count	Value
Agricultural	2	12,395
Commercial	22	244,142
Residential	479	1,540,148
<b>Total Real Value</b>	<b>503</b>	<b>1,796,685</b>
Homestead	147	161,407
Veteran	11	79,485
Other	0	0
<b>Total Exempt</b>	<b>179</b>	<b>240,892</b>

**TIF Increment Value**

**Net Assessed** 1,555,793

**Net Assessed Under Protest**

Senior Freeze	27	84,009
Capped Parcels	362	1,125,150

Personal	Count	Value
Agricultural	2	7,112
Commercial	7	27,064
Mobile Home	25	46,828
<b>Total Personal</b>	<b>34</b>	<b>81,004</b>

**Total Exempt** 0 0

**TIF Increment Value**

**Net Assessed** 81,004

**Net Assessed Under Protest**

Public Service	Count	Value
<b>Total PS Value</b>	<b>13</b>	<b>223,293</b>

**TIF Increment Value**

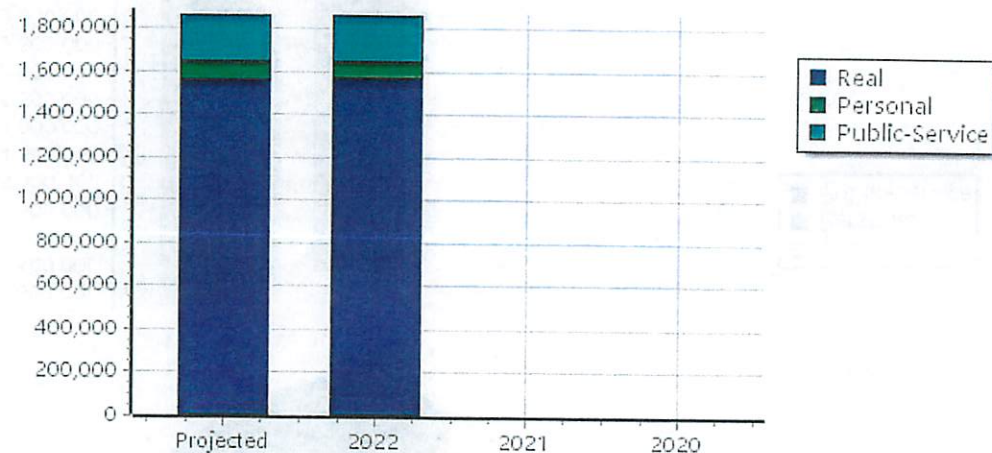
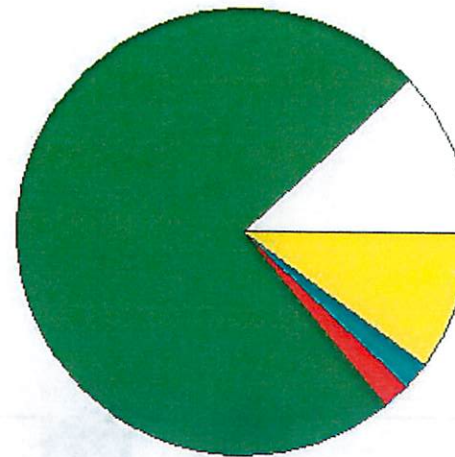
**Net Assessed** 223,293

**District Totals**

Total Gross Value	2,100,982
Homestead Loss	161,407
Other Exemption Loss	79,485
<b>TIF Increment Value</b>	
<b>Retained TIF Value</b>	
<b>Net Assessed Value</b>	<b>1,860,090</b>

**Net Assessed Under Protest**

\* Public Service Protests Values are not included on this report.



Real	Count	Value
Agricultural	0	0
Commercial	0	0
Residential	0	0
<b>Total Real Value</b>	<b>0</b>	<b>0</b>
Homestead	0	0
Veteran	0	0
Other	0	0
<b>Total Exempt</b>	<b>0</b>	<b>0</b>

**TIF Increment Value**

**Net Assessed** 0

**Net Assessed Under Protest**

Senior Freeze	0	0
Capped Parcels	0	0

Personal	Count	Value
Agricultural	0	0
Commercial	0	0
Mobile Home	0	0
<b>Total Personal</b>	<b>0</b>	<b>0</b>
<b>Total Exempt</b>	<b>0</b>	<b>0</b>

**TIF Increment Value**

**Net Assessed** 0

**Net Assessed Under Protest**

Public Service	Count	Value
<b>Total PS Value</b>	<b>4</b>	<b>85,171</b>

**TIF Increment Value**

**Net Assessed** 85,171

**District Totals**

Total Gross Value	85,171
Homestead Loss	0
Other Exemption Loss	0

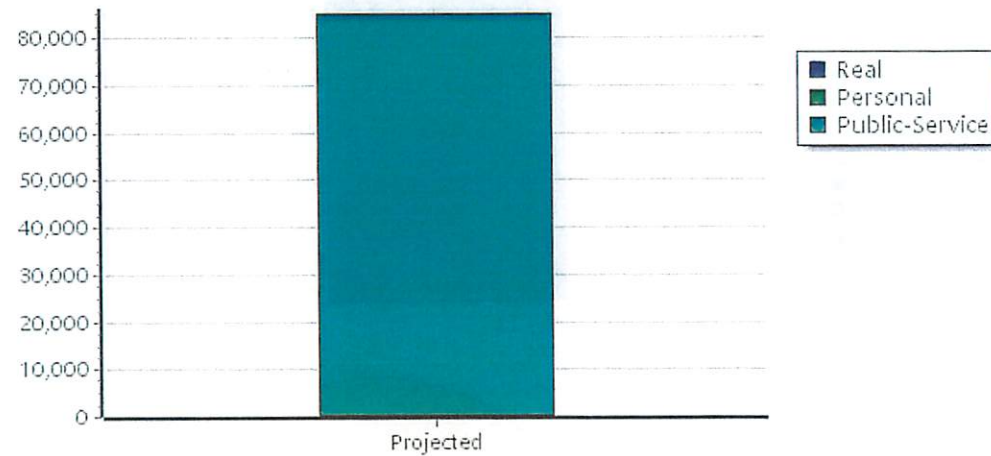

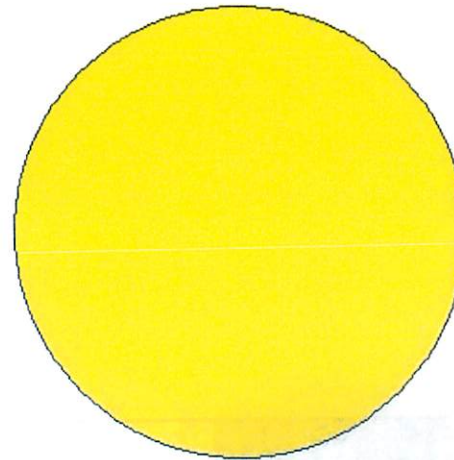
**TIF Increment Value**

**Retained TIF Value**

**Net Assessed Value** 85,171

**Net Assessed Under Protest**

\* Public Service Protests Values are not included on this report.



Real	Count	Value
Agricultural	0	0
Commercial	0	0
Residential	0	0
<b>Total Real Value</b>	<b>0</b>	<b>0</b>
Homestead	0	0
Veteran	0	0
Other	0	0
<b>Total Exempt</b>	<b>0</b>	<b>0</b>

**TIF Increment Value**

Net Assessed 0

**Net Assessed Under Protest**

Senior Freeze	0	0
Capped Parcels	0	0

Personal	Count	Value
Agricultural	0	0
Commercial	0	0
Mobile Home	0	0
<b>Total Personal</b>	<b>0</b>	<b>0</b>
<b>Total Exempt</b>	<b>0</b>	<b>0</b>

**TIF Increment Value**

Net Assessed 0

**Net Assessed Under Protest**

Public Service	Count	Value
<b>Total PS Value</b>	<b>2</b>	<b>1,134</b>

**TIF Increment Value**

Net Assessed 1,134

**District Totals**

Total Gross Value 1,134

Homestead Loss 0

Other Exemption Loss 0

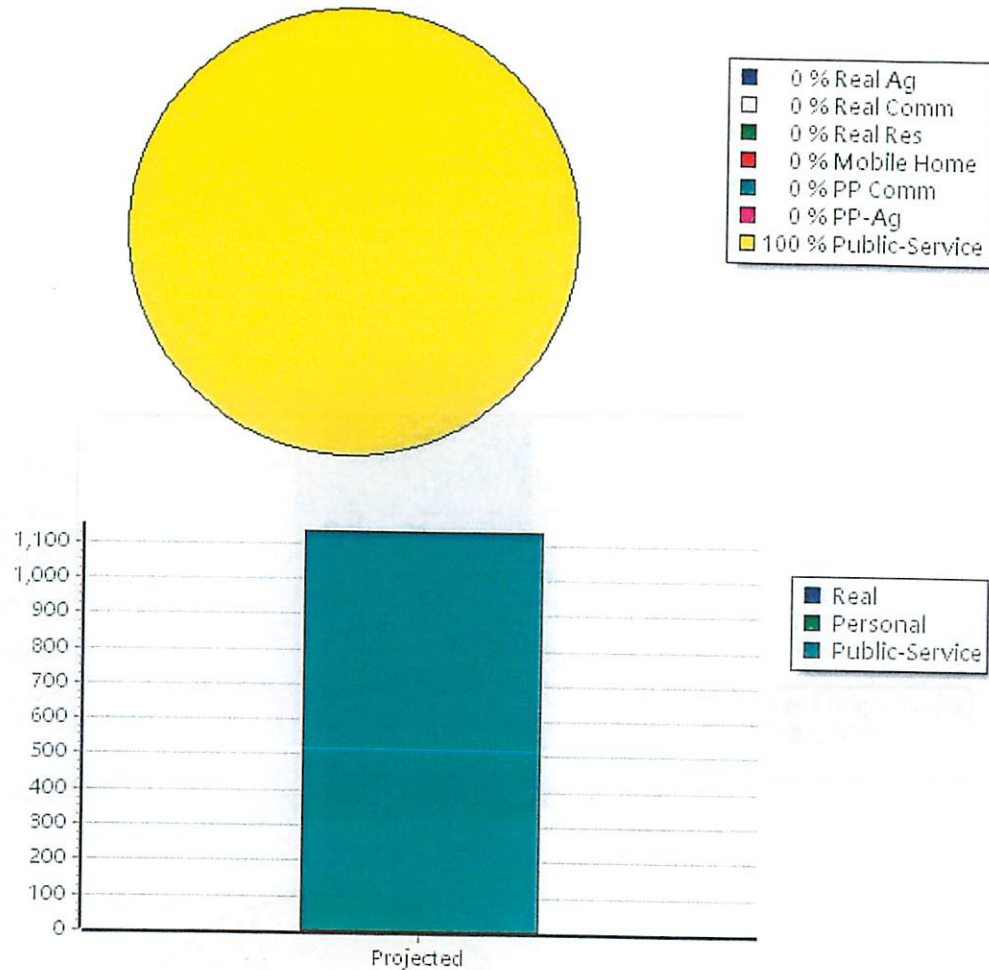
**TIF Increment Value**

**Retained TIF Value**

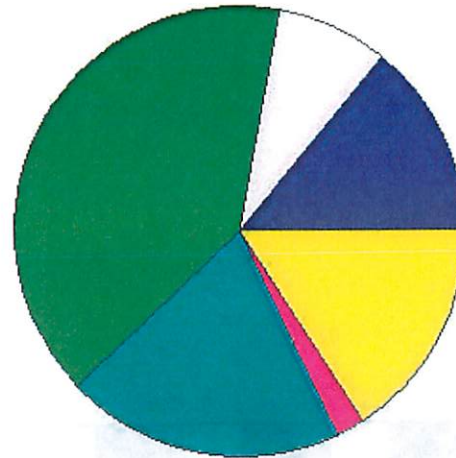
Net Assessed Value 1,134

**Net Assessed Under Protest**

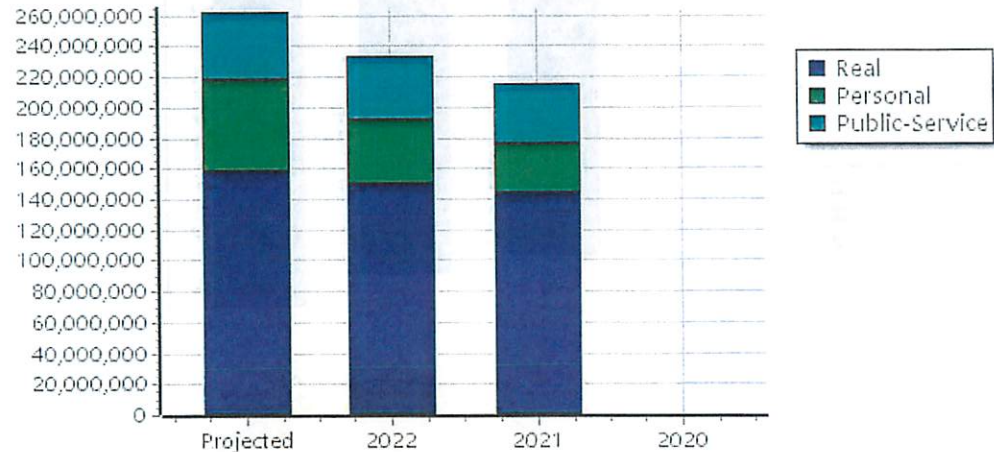
\* Public Service Protests Values are not included on this report.



Real	Count	Value
Agricultural	5,598	36,657,736
Commercial	1,278	23,475,051
Residential	18,747	109,102,526
<b>Total Real Value</b>	<b>25,623</b>	<b>169,235,313</b>
Homestead	6,399	6,925,378
Veteran	354	4,432,258
Other	2	5,493
<b>Total Exempt</b>	<b>7,364</b>	<b>11,363,129</b>
<b>TIF Increment Value</b>		<b>2,112,177</b>
<b>Net Assessed</b>		<b>155,760,007</b>
<b>Net Assessed Under Protest</b>		
Senior Freeze	1,008	3,713,096
Capped Parcels	11,529	43,966,811



Personal	Count	Value
Agricultural	1,260	3,675,577
Commercial	800	53,077,315
Mobile Home	1,124	2,719,848
<b>Total Personal</b>	<b>3,184</b>	<b>59,472,740</b>
<b>Total Exempt</b>	<b>12</b>	<b>42,490</b>
<b>TIF Increment Value</b>		<b>15,584,541</b>
<b>Net Assessed</b>		<b>43,845,709</b>
<b>Net Assessed Under Protest</b>		
Public Service	Count	Value
<b>Total PS Value</b>	<b>321</b>	<b>44,722,559</b>
<b>TIF Increment Value</b>		<b>0</b>
<b>Net Assessed</b>		<b>44,722,559</b>



District Totals	
Total Gross Value	273,430,612
Homestead Loss	6,925,378
Other Exemption Loss	4,480,241
<b>TIF Increment Value</b>	<b>17,696,718</b>
<b>Retained TIF Value</b>	
<b>Net Assessed Value</b>	<b>244,328,275</b>
<b>Net Assessed Under Protest</b>	

TIF Project Summary						
Code	Description	Expires	Base Value	Increment Value	Retained Inc	Total Value
5	I-5 Rural Bav	2032	1,186	16,432		17,618
6	OK-I1 City Bav	2032	67,442	2,648,046		2,715,488
7	OK-I5 City Bav	2032	30,869	4,540,540		4,571,409
8	I-1Rural Bav	2032	24,381	178,796		203,177
101	I-1 Increment District 1	2044	9,970,690	10,312,904		20,283,594
<b>Total TIF Valuation :</b>			<b>10,094,568</b>	<b>17,696,718</b>	<b>0</b>	<b>27,791,286</b>

\* Public Service Protests Values are not included on this report.

Real	Count	Value
Agricultural	728	5,202,055
Commercial	3	22,018
Residential	713	4,936,771
<b>Total Real Value</b>	<b>1,444</b>	<b>10,160,844</b>
Homestead	311	329,035
Veteran	13	262,270
Other	0	0
<b>Total Exempt</b>	<b>343</b>	<b>591,305</b>

**TIF Increment Value**

**Net Assessed 9,569,539**

**Net Assessed Under Protest**

Senior Freeze	41	214,700
Capped Parcels	499	2,020,398

Personal	Count	Value
Agricultural	135	374,472
Commercial	8	137,114
Mobile Home	107	304,434
<b>Total Personal</b>	<b>250</b>	<b>816,020</b>

**Total Exempt 0 0**

**TIF Increment Value**

**Net Assessed 816,020**

**Net Assessed Under Protest**

Public Service	Count	Value
<b>Total PS Value</b>	<b>20</b>	<b>7,026,120</b>

**TIF Increment Value**

**Net Assessed 7,026,120**

**District Totals**

Total Gross Value	18,002,984
Homestead Loss	329,035
Other Exemption Loss	262,270

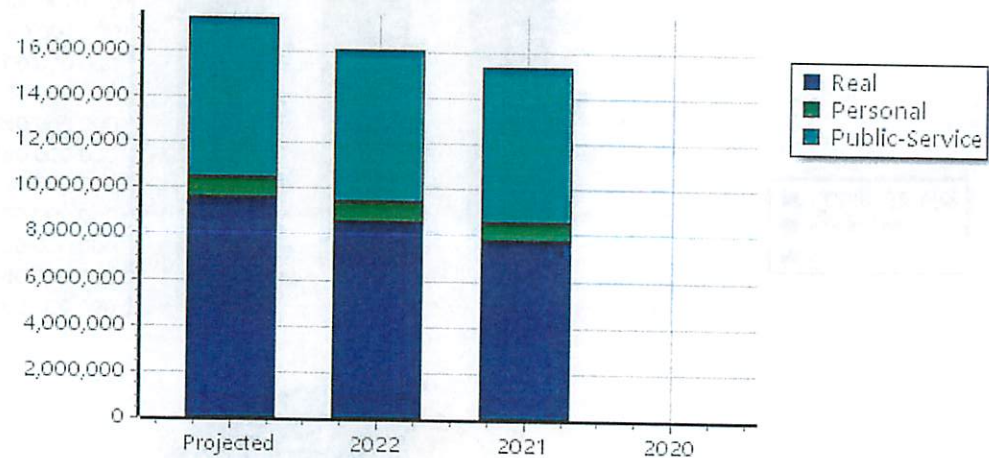
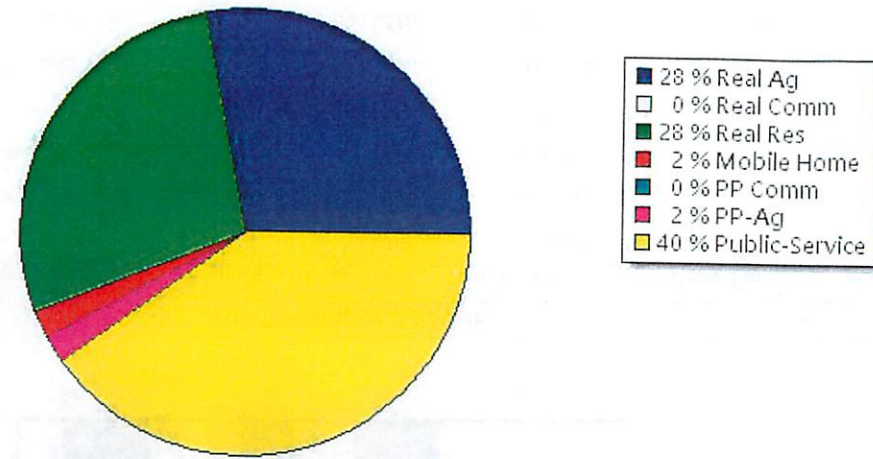
**TIF Increment Value**

**Retained TIF Value**


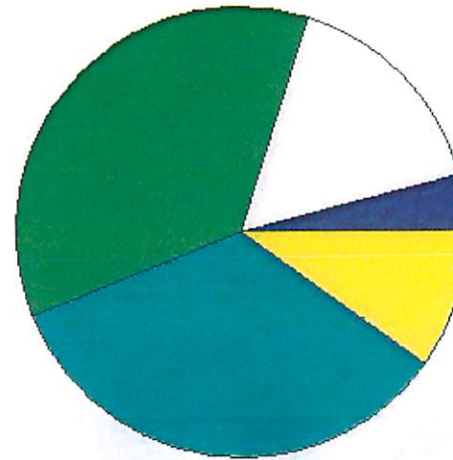
**Net Assessed Value 17,411,679**

**Net Assessed Under Protest**

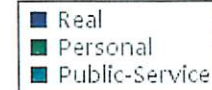
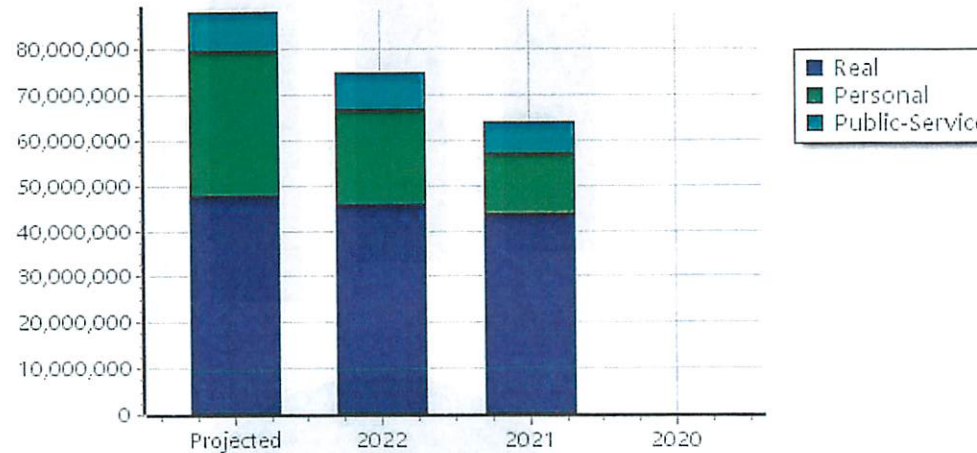
\* Public Service Protests Values are not included on this report.



Real	Count	Value
Agricultural	479	3,006,499
Commercial	600	14,274,107
Residential	6,728	33,357,016
<b>Total Real Value</b>	<b>7,807</b>	<b>50,637,622</b>
Homestead	1,894	2,109,821
Veteran	111	1,212,164
Other	2	5,493
<b>Total Exempt</b>	<b>2,249</b>	<b>3,327,478</b>
<b>TIF Increment Value</b>		<b>1,712,779</b>
<b>Net Assessed</b>		<b>45,597,365</b>
<b>Net Assessed Under Protest</b>		
Senior Freeze	370	1,074,721
Capped Parcels	2,830	14,013,188



Personal	Count	Value
Agricultural	128	394,499
Commercial	346	31,208,456
Mobile Home	195	318,750
<b>Total Personal</b>	<b>669</b>	<b>31,921,705</b>
<b>Total Exempt</b>	<b>2</b>	<b>6,150</b>
<b>TIF Increment Value</b>		<b>11,426,967</b>
<b>Net Assessed</b>		<b>20,488,588</b>
<b>Net Assessed Under Protest</b>		
<b>Public Service</b>	<b>Count</b>	<b>Value</b>
Total PS Value	47	8,947,126
<b>TIF Increment Value</b>		<b>0</b>
<b>Net Assessed</b>		<b>8,947,126</b>


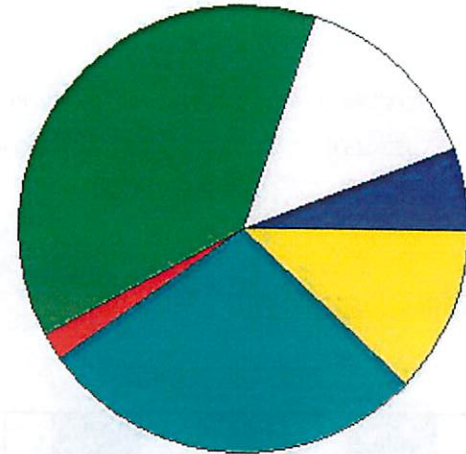


District Totals	
Total Gross Value	91,506,453
Homestead Loss	2,109,821
Other Exemption Loss	1,223,807
<b>TIF Increment Value</b>	<b>13,139,746</b>
<b>Retained TIF Value</b>	
<b>Net Assessed Value</b>	<b>75,033,079</b>
<b>Net Assessed Under Protest</b>	

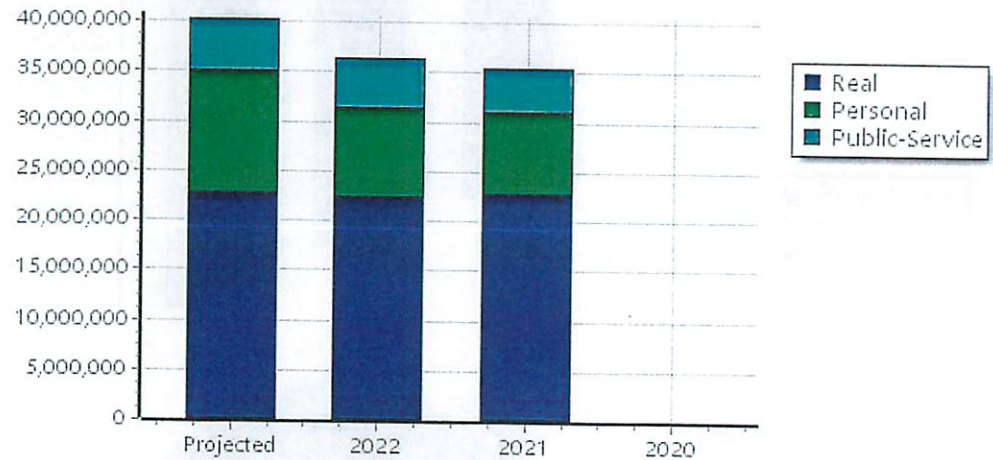
\* Public Service Protests Values are not included on this report.

TIF Project Summary						
Code	Description	Expires	Base Value	Increment Value	Retained Inc	Total Value
6	OK-I1 City Bav	2032	67,442	2,648,046		2,715,488
8	I-1Rural Bav	2032	24,381	178,796		203,177
101	I-1 Increment District 1	2044	9,970,690	10,312,904		20,283,594
<b>Total TIF Valuation :</b>			<b>10,062,513</b>	<b>13,139,746</b>	<b>0</b>	<b>23,202,259</b>

Real	Count	Value
Agricultural	352	2,626,501
Commercial	455	5,566,811
Residential	3,706	16,208,349
<b>Total Real Value</b>	<b>4,513</b>	<b>24,401,661</b>
Homestead	1,096	1,198,949
Veteran	70	629,106
Other	0	0
<b>Total Exempt</b>	<b>1,291</b>	<b>1,828,055</b>
<b>TIF Increment Value</b>		
<b>Net Assessed</b>		<b>22,573,606</b>
<b>Net Assessed Under Protest</b>		
Senior Freeze	185	566,614
Capped Parcels	2,665	7,475,664



Personal	Count	Value
Agricultural	94	182,400
Commercial	202	11,634,687
Mobile Home	204	445,698
<b>Total Personal</b>	<b>500</b>	<b>12,262,785</b>
<b>Total Exempt</b>	<b>3</b>	<b>17,128</b>
<b>TIF Increment Value</b>		
<b>Net Assessed</b>		<b>12,245,657</b>
<b>Net Assessed Under Protest</b>		
Public Service	Count	Value
<b>Total PS Value</b>	<b>42</b>	<b>5,388,377</b>
<b>TIF Increment Value</b>		
<b>Net Assessed</b>		<b>5,388,377</b>

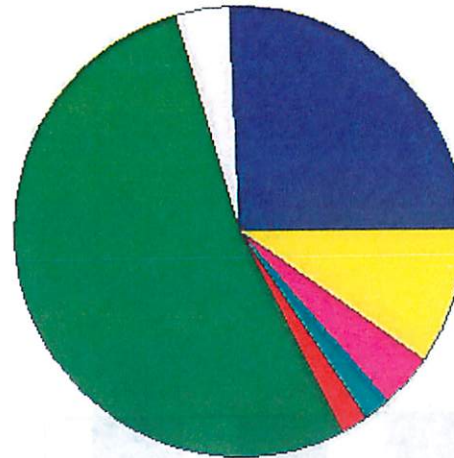


<b>District Totals</b>	
Total Gross Value	42,052,823
Homestead Loss	1,198,949
Other Exemption Loss	646,234
<b>TIF Increment Value</b>	
<b>Retained TIF Value</b>	
<b>Net Assessed Value</b>	<b>40,207,640</b>
<b>Net Assessed Under Protest</b>	

\* Public Service Protests Values are not included on this report.



Real	Count	Value
Agricultural	1,079	6,980,458
Commercial	63	1,004,304
Residential	1,635	14,529,399
<b>Total Real Value</b>	<b>2,777</b>	<b>22,514,161</b>
Homestead	795	846,681
Veteran	37	450,086
Other	0	0
<b>Total Exempt</b>	<b>885</b>	<b>1,296,767</b>



**TIF Increment Value**

**Net Assessed** 21,217,394

**Net Assessed Under Protest**

Senior Freeze	117	454,772
Capped Parcels	792	3,003,149

Personal	Count	Value
Agricultural	245	825,312
Commercial	61	447,755
Mobile Home	121	282,380
<b>Total Personal</b>	<b>427</b>	<b>1,555,447</b>
<b>Total Exempt</b>	<b>1</b>	<b>1,425</b>

**TIF Increment Value**

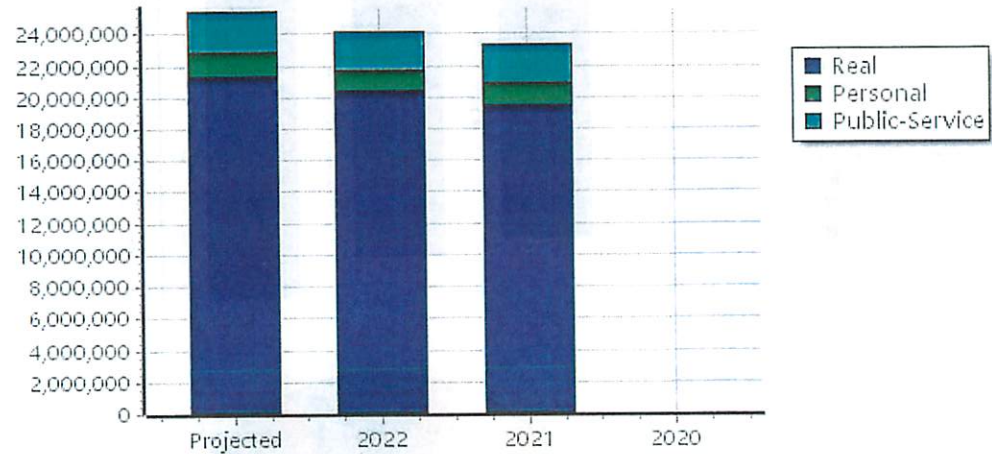
**Net Assessed** 1,554,022

**Net Assessed Under Protest**

Public Service	Count	Value
<b>Total PS Value</b>	<b>32</b>	<b>2,658,662</b>

**TIF Increment Value**

**Net Assessed** 2,658,662



District Totals	
Total Gross Value	26,728,270
Homestead Loss	846,681
Other Exemption Loss	451,511
<b>TIF Increment Value</b>	
<b>Retained TIF Value</b>	
<b>Net Assessed Value</b>	<b>25,430,078</b>

**Net Assessed Under Protest**

\* Public Service Protests Values are not included on this report.

Real	Count	Value
Agricultural	1,510	10,489,132
Commercial	105	1,589,912
Residential	2,518	20,445,280
<b>Total Real Value</b>	<b>4,133</b>	<b>32,524,324</b>
Homestead	1,021	1,082,775
Veteran	42	844,508
Other	0	0
<b>Total Exempt</b>	<b>1,133</b>	<b>1,927,283</b>

**TIF Increment Value**

**Net Assessed 30,597,041**

**Net Assessed Under Protest**

Senior Freeze	122	659,177
Capped Parcels	2,024	9,185,148

Personal	Count	Value
Agricultural	336	862,592
Commercial	99	5,213,633
Mobile Home	215	579,113
<b>Total Personal</b>	<b>650</b>	<b>6,655,338</b>
<b>Total Exempt</b>	<b>2</b>	<b>3,354</b>

**TIF Increment Value**

**Net Assessed 6,651,984**

**Net Assessed Under Protest**

Public Service	Count	Value
<b>Total PS Value</b>	<b>47</b>	<b>9,191,157</b>

**TIF Increment Value**

**Net Assessed 9,191,157**

**District Totals**

Total Gross Value	48,370,819
Homestead Loss	1,082,775
Other Exemption Loss	847,862

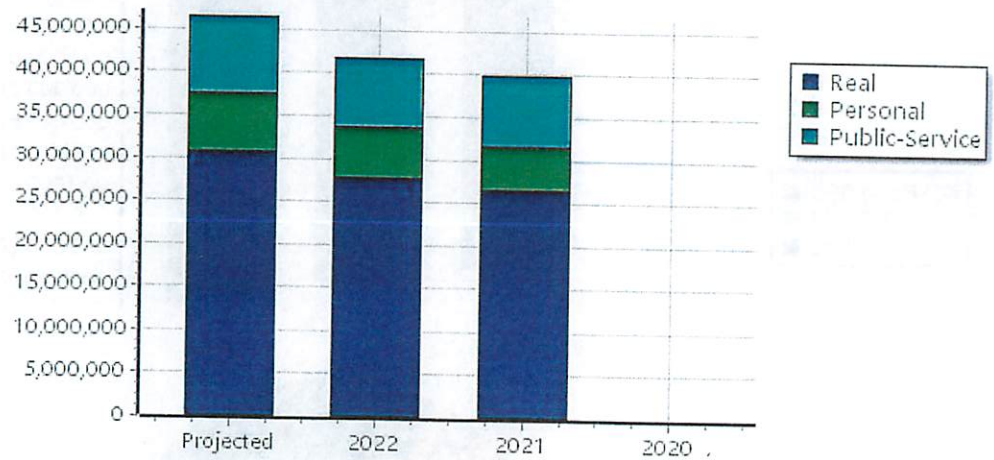
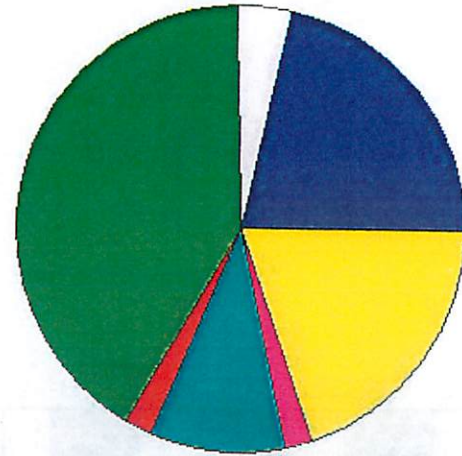
**TIF Increment Value**

**Retained TIF Value**

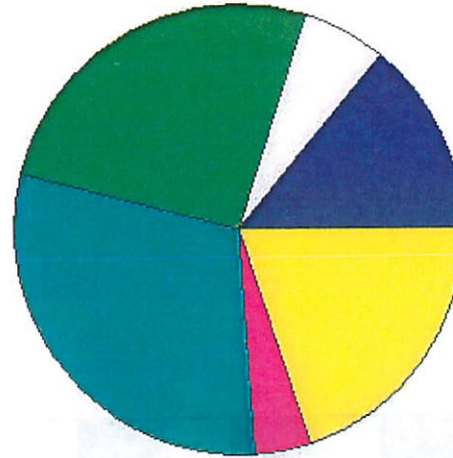
**Net Assessed Value 46,440,182**

**Net Assessed Under Protest**

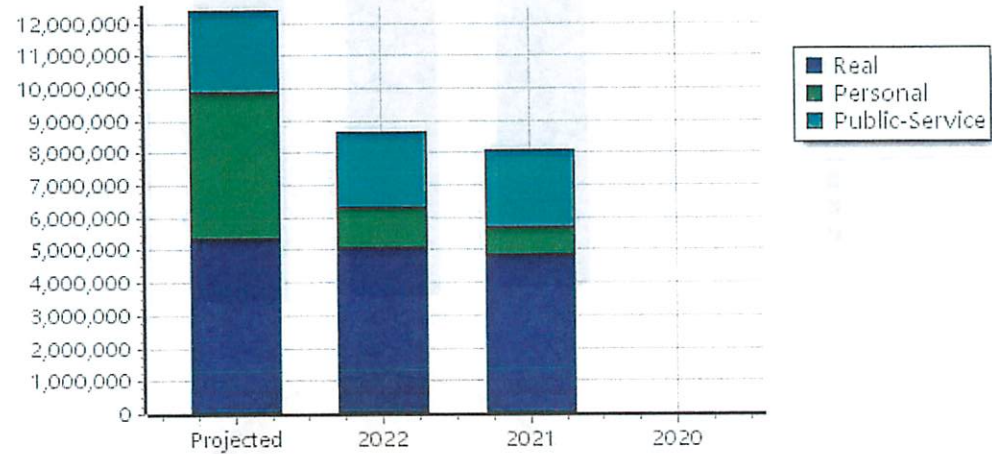
\* Public Service Protests Values are not included on this report.



Real	Count	Value
Agricultural	343	1,792,927
Commercial	24	770,414
Residential	528	3,232,765
<b>Total Real Value</b>	<b>895</b>	<b>5,796,106</b>
Homestead	219	231,446
Veteran	17	265,554
Other	0	0
<b>Total Exempt</b>	<b>249</b>	<b>497,000</b>
<b>TIF Increment Value</b>		<b>399,398</b>
<b>Net Assessed</b>		<b>4,899,708</b>
<b>Net Assessed Under Protest</b>		
Senior Freeze	26	92,651
Capped Parcels	296	1,097,221



Personal	Count	Value
Agricultural	81	453,986
Commercial	27	3,950,775
Mobile Home	42	122,651
<b>Total Personal</b>	<b>150</b>	<b>4,527,412</b>
<b>Total Exempt</b>	<b>0</b>	<b>0</b>
<b>TIF Increment Value</b>		<b>4,157,574</b>
<b>Net Assessed</b>		<b>369,838</b>
<b>Net Assessed Under Protest</b>		
Public Service	Count	Value
<b>Total PS Value</b>	<b>25</b>	<b>2,545,542</b>
<b>TIF Increment Value</b>		<b>0</b>
<b>Net Assessed</b>		<b>2,545,542</b>


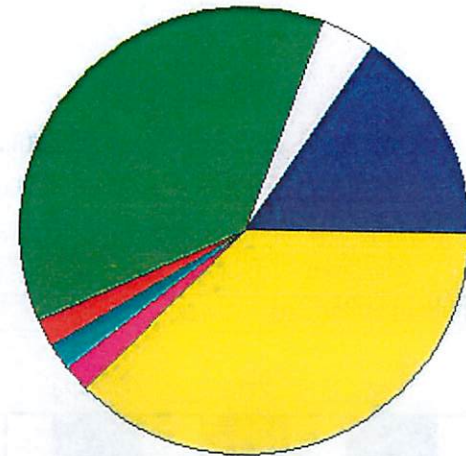


District Totals	
Total Gross Value	12,869,060
Homestead Loss	231,446
Other Exemption Loss	265,554
<b>TIF Increment Value</b>	<b>4,556,972</b>
<b>Retained TIF Value</b>	
<b>Net Assessed Value</b>	<b>7,815,088</b>
<b>Net Assessed Under Protest</b>	

TIF Project Summary						
Code	Description	Expires	Base Value	Increment Value	Retained Inc	Total Value
5	I-5 Rural Bav	2032	1,186	16,432		17,618
7	OK-15 City Bav	2032	30,869	4,540,540		4,571,409
<b>Total TIF Valuation :</b>			<b>32,055</b>	<b>4,556,972</b>	<b>0</b>	<b>4,589,027</b>

\* Public Service Protests Values are not included on this report.

Real	Count	Value
Agricultural	185	787,982
Commercial	12	166,987
Residential	541	1,906,054
<b>Total Real Value</b>	<b>738</b>	<b>2,861,023</b>
Homestead	200	207,864
Veteran	12	108,249
Other	0	0
<b>Total Exempt</b>	<b>229</b>	<b>316,113</b>



**TIF Increment Value**

**Net Assessed** 2,544,910

**Net Assessed Under Protest**

Senior Freeze	27	101,231
Capped Parcels	498	1,139,524

Personal	Count	Value
Agricultural	41	92,871
Commercial	15	66,530
Mobile Home	39	96,075
<b>Total Personal</b>	<b>95</b>	<b>255,476</b>
<b>Total Exempt</b>	<b>1</b>	<b>3,840</b>

**TIF Increment Value**

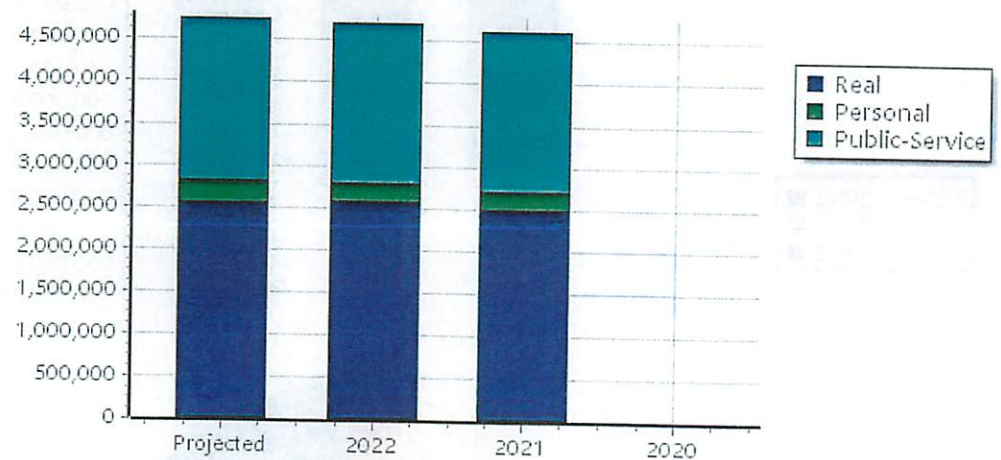
**Net Assessed** 251,636

**Net Assessed Under Protest**

Public Service	Count	Value
<b>Total PS Value</b>	<b>24</b>	<b>1,950,327</b>

**TIF Increment Value**

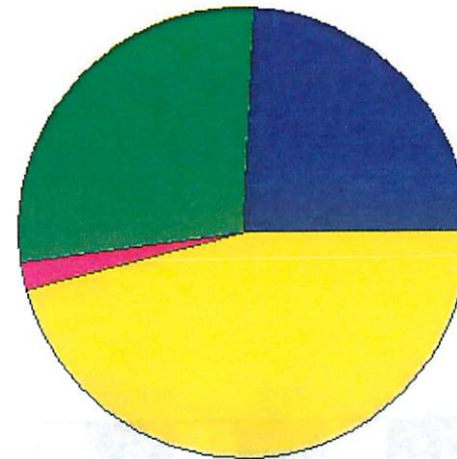
**Net Assessed** 1,950,327



District Totals	
Total Gross Value	5,066,826
Homestead Loss	207,864
Other Exemption Loss	112,089
<b>TIF Increment Value</b>	
<b>Retained TIF Value</b>	
<b>Net Assessed Value</b>	<b>4,746,873</b>
<b>Net Assessed Under Protest</b>	

\* Public Service Protests Values are not included on this report.

Real	Count	Value
Agricultural	307	2,106,927
Commercial	2	7,208
Residential	298	2,319,839
<b>Total Real Value</b>	<b>607</b>	<b>4,433,974</b>
Homestead	177	187,752
Veteran	14	176,597
Other	0	0
<b>Total Exempt</b>	<b>202</b>	<b>364,349</b>



**TIF Increment Value**

**Net Assessed** 4,069,625

**Net Assessed Under Protest**

Senior Freeze	28	178,143
Capped Parcels	367	1,117,407

Personal	Count	Value
Agricultural	67	167,092
Commercial	3	5,536
Mobile Home	32	70,840
<b>Total Personal</b>	<b>102</b>	<b>243,468</b>
<b>Total Exempt</b>	<b>1</b>	<b>6,593</b>

**TIF Increment Value**

**Net Assessed** 236,875

**Net Assessed Under Protest**

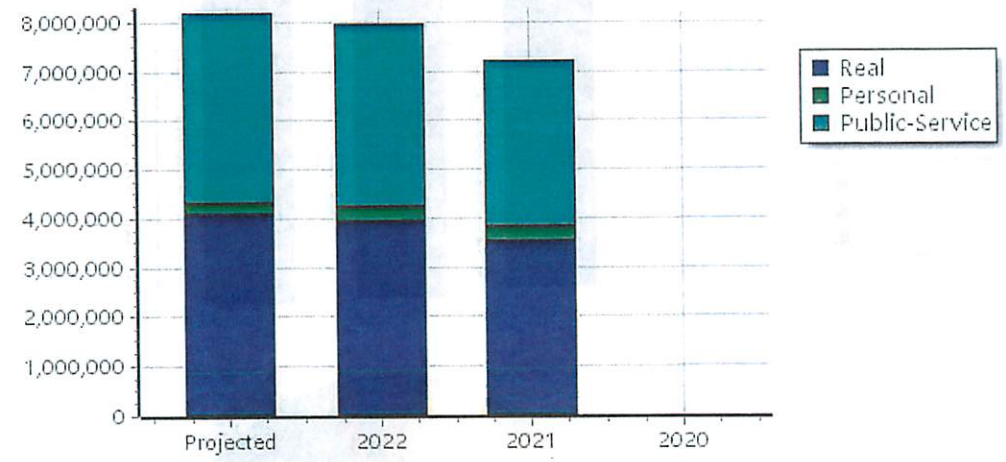
Public Service	Count	Value
<b>Total PS Value</b>	<b>14</b>	<b>3,875,253</b>

**TIF Increment Value**

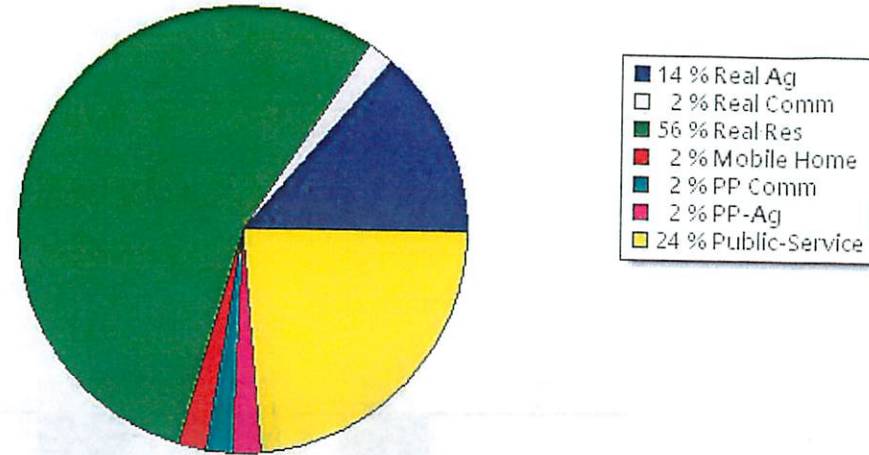
**Net Assessed** 3,875,253

District Totals	
Total Gross Value	8,552,695
Homestead Loss	187,752
Other Exemption Loss	183,190
<b>TIF Increment Value</b>	
<b>Retained TIF Value</b>	
<b>Net Assessed Value</b>	<b>8,181,753</b>
<b>Net Assessed Under Protest</b>	

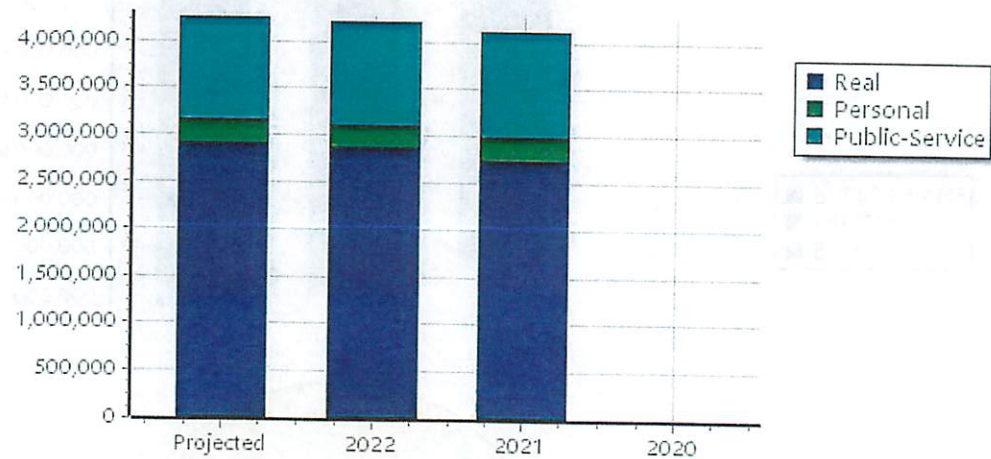
\* Public Service Protests Values are not included on this report.



Real	Count	Value
Agricultural	151	671,109
Commercial	12	53,660
Residential	954	2,585,039
<b>Total Real Value</b>	<b>1,117</b>	<b>3,309,808</b>
Homestead	250	271,948
Veteran	20	152,498
Other	0	0
<b>Total Exempt</b>	<b>304</b>	<b>424,446</b>
<b>TIF Increment Value</b>		
<b>Net Assessed</b>		<b>2,885,362</b>
<b>Net Assessed Under Protest</b>		
Senior Freeze	45	169,706
Capped Parcels	655	1,772,028



Personal	Count	Value
Agricultural	38	73,925
Commercial	13	73,478
Mobile Home	55	113,358
<b>Total Personal</b>	<b>106</b>	<b>260,761</b>
<b>Total Exempt</b>	<b>0</b>	<b>0</b>


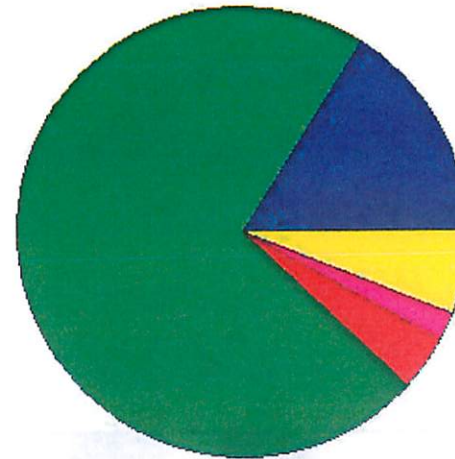


Personal	Count	Value
<b>Total Personal</b>	<b>106</b>	<b>260,761</b>
<b>Total Exempt</b>		
<b>TIF Increment Value</b>		
<b>Net Assessed</b>		<b>260,761</b>
<b>Net Assessed Under Protest</b>		
<b>Public Service</b>	<b>Count</b>	<b>Value</b>
<b>Total PS Value</b>	<b>22</b>	<b>1,099,017</b>
<b>TIF Increment Value</b>		
<b>Net Assessed</b>		<b>1,099,017</b>

<b>District Totals</b>	
Total Gross Value	4,669,586
Homestead Loss	271,948
Other Exemption Loss	152,498
<b>TIF Increment Value</b>	
<b>Retained TIF Value</b>	
<b>Net Assessed Value</b>	<b>4,245,140</b>
<b>Net Assessed Under Protest</b>	

\* Public Service Protests Values are not included on this report.

Real	Count	Value
Agricultural	171	1,380,749
Commercial	2	19,630
Residential	742	6,387,243
<b>Total Real Value</b>	<b>915</b>	<b>7,787,622</b>
Homestead	273	286,107
Veteran	15	289,224
Other	0	0
<b>Total Exempt</b>	<b>303</b>	<b>575,331</b>



TIF Increment Value

**Net Assessed** 7,212,291

**Net Assessed Under Protest**

Senior Freeze	32	153,911
Capped Parcels	521	2,019,463

Personal	Count	Value
Agricultural	49	130,770
Commercial	20	72,869
Mobile Home	82	290,204
<b>Total Personal</b>	<b>151</b>	<b>493,843</b>
<b>Total Exempt</b>	<b>1</b>	<b>2,000</b>

TIF Increment Value

**Net Assessed** 491,843

**Net Assessed Under Protest**

Public Service	Count	Value
<b>Total PS Value</b>	<b>15</b>	<b>470,216</b>

TIF Increment Value

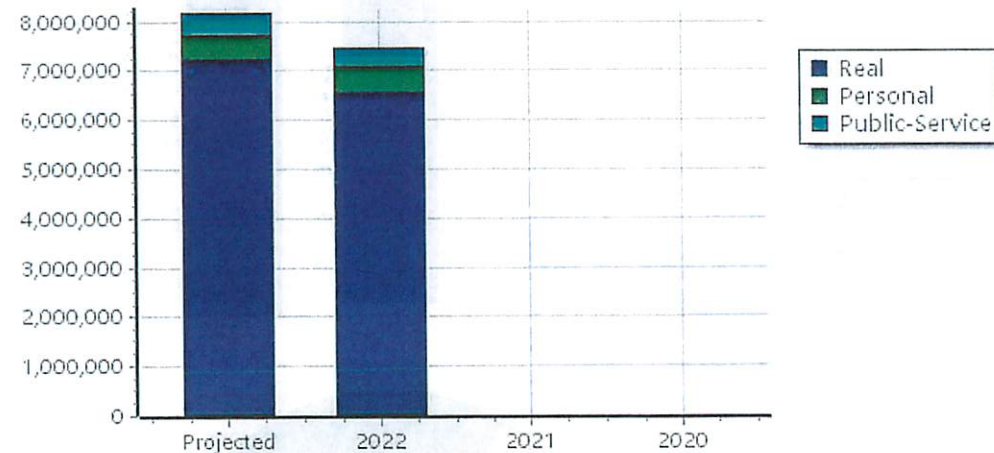
**Net Assessed** 470,216

**District Totals**


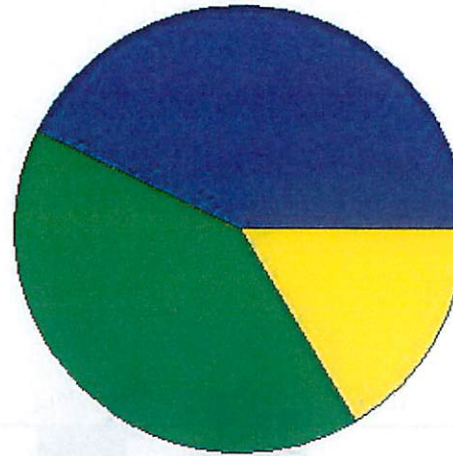
Total Gross Value	8,751,681
Homestead Loss	286,107
Other Exemption Loss	291,224
TIF Increment Value	
Retained TIF Value	
<b>Net Assessed Value</b>	<b>8,174,350</b>

**Net Assessed Under Protest**

\* Public Service Protests Values are not included on this report.



Real	Count	Value
Agricultural	14	62,011
Commercial	0	0
Residential	6	58,817
<b>Total Real Value</b>	<b>20</b>	<b>120,828</b>
Homestead	5	5,000
Veteran	0	0
Other	0	0
<b>Total Exempt</b>	<b>5</b>	<b>5,000</b>



**TIF Increment Value**

Net Assessed 115,828

**Net Assessed Under Protest**

Senior Freeze	1	3,068
Capped Parcels	11	36,862

Personal	Count	Value
Agricultural	0	0
Commercial	0	0
Mobile Home	1	223
<b>Total Personal</b>	<b>1</b>	<b>223</b>
<b>Total Exempt</b>	<b>0</b>	<b>0</b>

**TIF Increment Value**

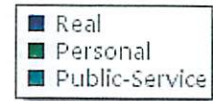
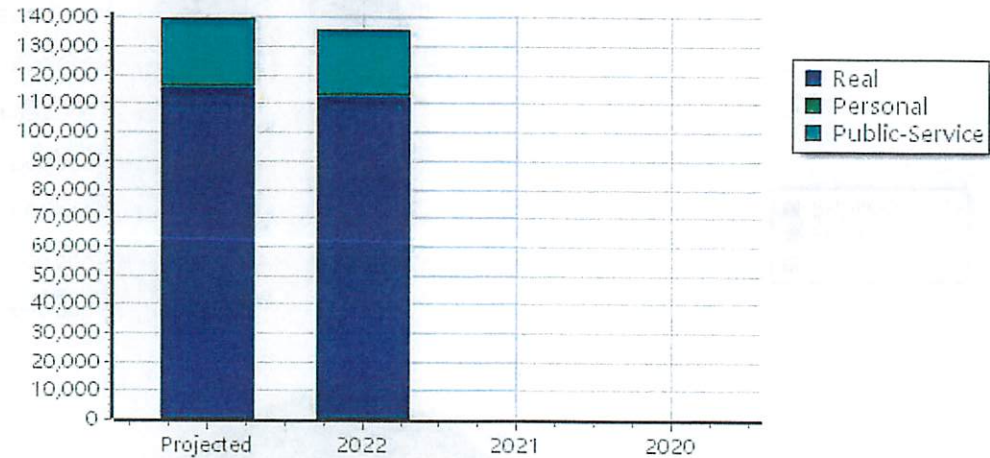
Net Assessed 223

**Net Assessed Under Protest**

Public Service	Count	Value
<b>Total PS Value</b>	<b>4</b>	<b>23,561</b>

**TIF Increment Value**

Net Assessed 23,561



**District Totals**

Total Gross Value	144,612
Homestead Loss	5,000
Other Exemption Loss	0
<b>TIF Increment Value</b>	
<b>Retained TIF Value</b>	
<b>Net Assessed Value</b>	<b>139,612</b>

**Net Assessed Under Protest**

\* Public Service Protests Values are not included on this report.



Real	Count	Value
Agricultural	57	252,534
Commercial	0	0
Residential	19	135,720
<b>Total Real Value</b>	<b>76</b>	<b>388,254</b>
Homestead	13	13,000
Veteran	0	0
Other	0	0
<b>Total Exempt</b>	<b>13</b>	<b>13,000</b>

**TIF Increment Value**

**Net Assessed** 375,254

**Net Assessed Under Protest**

Senior Freeze	1	0
Capped Parcels	17	20,745

Personal	Count	Value
Agricultural	5	12,496
Commercial	0	0
Mobile Home	9	29,077
<b>Total Personal</b>	<b>14</b>	<b>41,573</b>
<b>Total Exempt</b>	<b>0</b>	<b>0</b>

**TIF Increment Value**

**Net Assessed** 41,573

**Net Assessed Under Protest**

Public Service	Count	Value
<b>Total PS Value</b>	<b>6</b>	<b>123,223</b>

**TIF Increment Value**

**Net Assessed** 123,223

**District Totals**

Total Gross Value	553,050
Homestead Loss	13,000
Other Exemption Loss	0

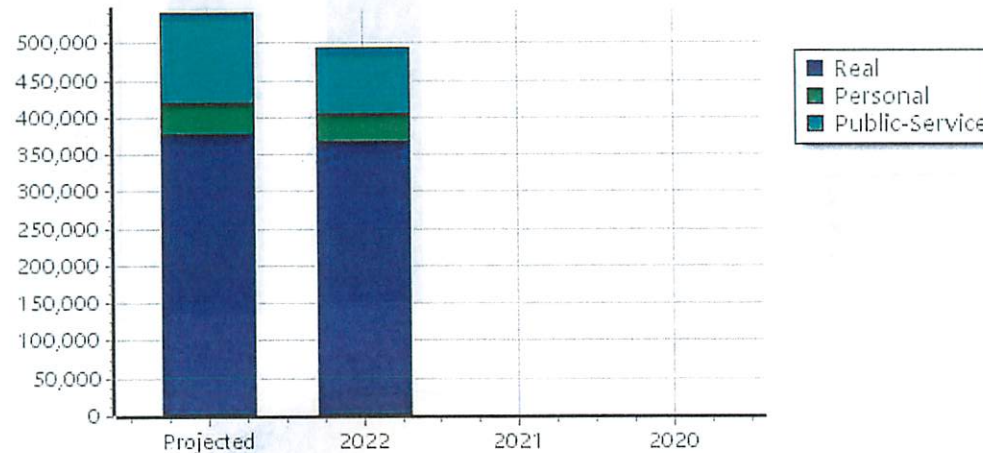
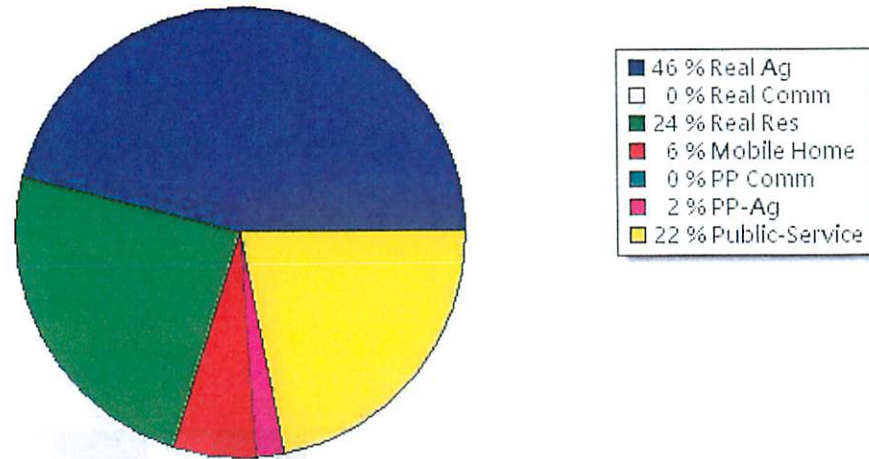
**TIF Increment Value**

**Retained TIF Value**

**Net Assessed Value** 540,050

**Net Assessed Under Protest**

\* Public Service Protests Values are not included on this report.



Real	Count	Value
Agricultural	7	7,635
Commercial	0	0
Residential	1	15
<b>Total Real Value</b>	<b>8</b>	<b>7,650</b>
Homestead	0	0
Veteran	0	0
Other	0	0
<b>Total Exempt</b>	<b>0</b>	<b>0</b>

**TIF Increment Value**

**Net Assessed** 7,650

**Net Assessed Under Protest**

Senior Freeze 0 0

Capped Parcels 0 0

Personal	Count	Value
Agricultural	1	274
Commercial	0	0
Mobile Home	0	0
<b>Total Personal</b>	<b>1</b>	<b>274</b>
<b>Total Exempt</b>	<b>0</b>	<b>0</b>

**TIF Increment Value**

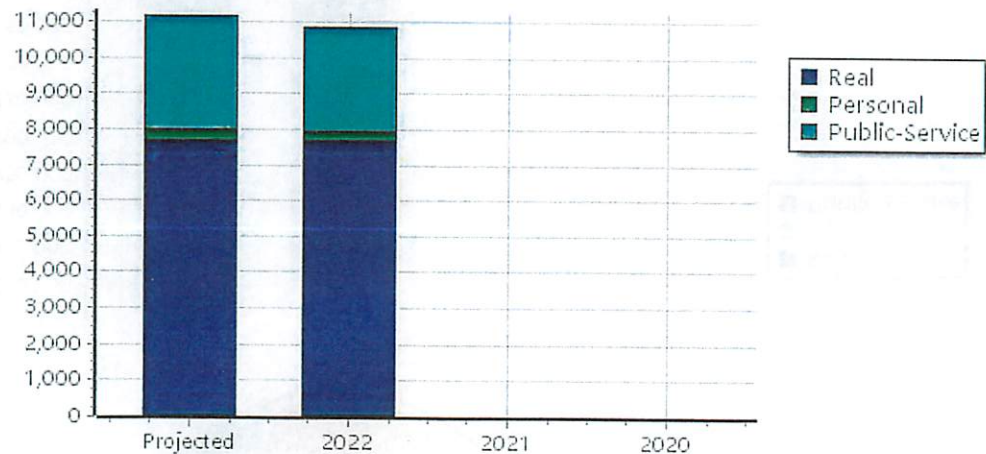
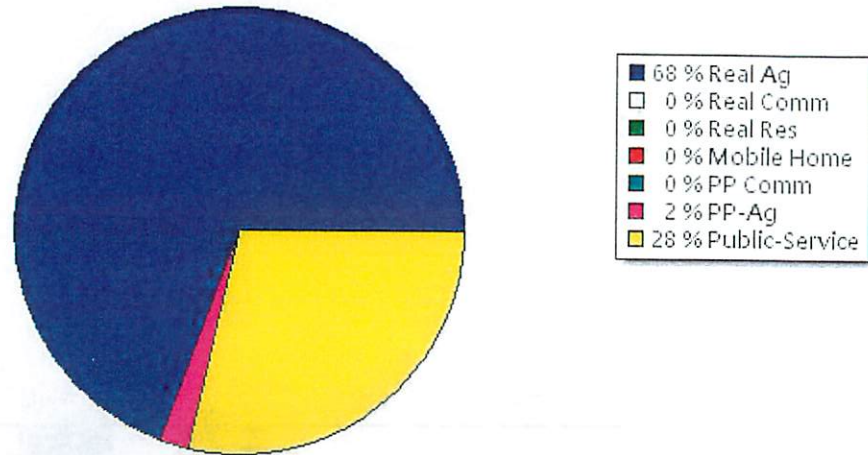
**Net Assessed** 274

**Net Assessed Under Protest**


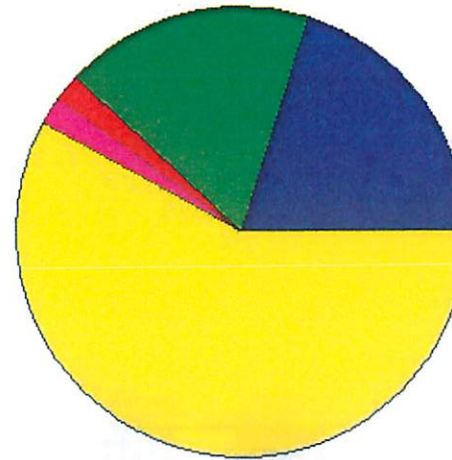
Public Service	Count	Value
<b>Total PS Value</b>	<b>2</b>	<b>3,226</b>
<b>TIF Increment Value</b>		
<b>Net Assessed</b>		<b>3,226</b>

District Totals	
Total Gross Value	11,150
Homestead Loss	0
Other Exemption Loss	0
<b>TIF Increment Value</b>	
<b>Retained TIF Value</b>	
<b>Net Assessed Value</b>	<b>11,150</b>
<b>Net Assessed Under Protest</b>	

\* Public Service Protests Values are not included on this report.



Real	Count	Value
Agricultural	92	302,319
Commercial	0	0
Residential	102	252,307
<b>Total Real Value</b>	<b>194</b>	<b>554,626</b>
Homestead	33	37,000
Veteran	1	8,925
Other	0	0
<b>Total Exempt</b>	<b>38</b>	<b>45,925</b>



**TIF Increment Value**

**Net Assessed** 508,701

**Net Assessed Under Protest**

Senior Freeze	5	32,507
Capped Parcels	119	224,194

Personal	Count	Value
Agricultural	12	31,958
Commercial	2	2,540
Mobile Home	4	15,138
<b>Total Personal</b>	<b>18</b>	<b>49,636</b>
<b>Total Exempt</b>	<b>1</b>	<b>2,000</b>

**TIF Increment Value**

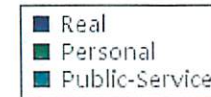
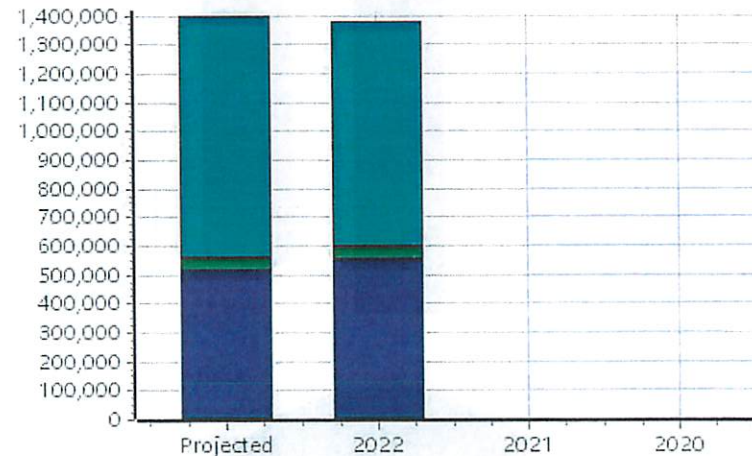
**Net Assessed** 47,636

**Net Assessed Under Protest**

Public Service	Count	Value
<b>Total PS Value</b>	<b>8</b>	<b>840,899</b>

**TIF Increment Value**

**Net Assessed** 840,899



**District Totals**

Total Gross Value 1,445,161

Homestead Loss 37,000

Other Exemption Loss 10,925

**TIF Increment Value**


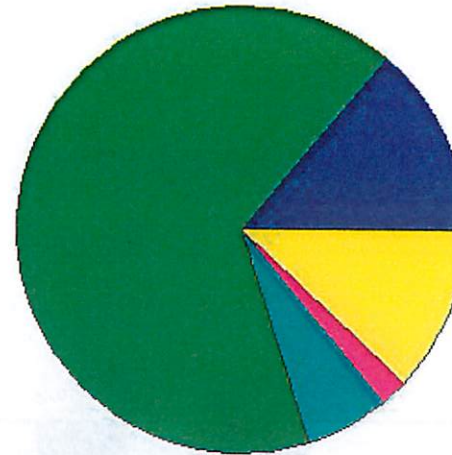
**Retained TIF Value**

**Net Assessed Value** 1,397,236

**Net Assessed Under Protest**

\* Public Service Protests Values are not included on this report.

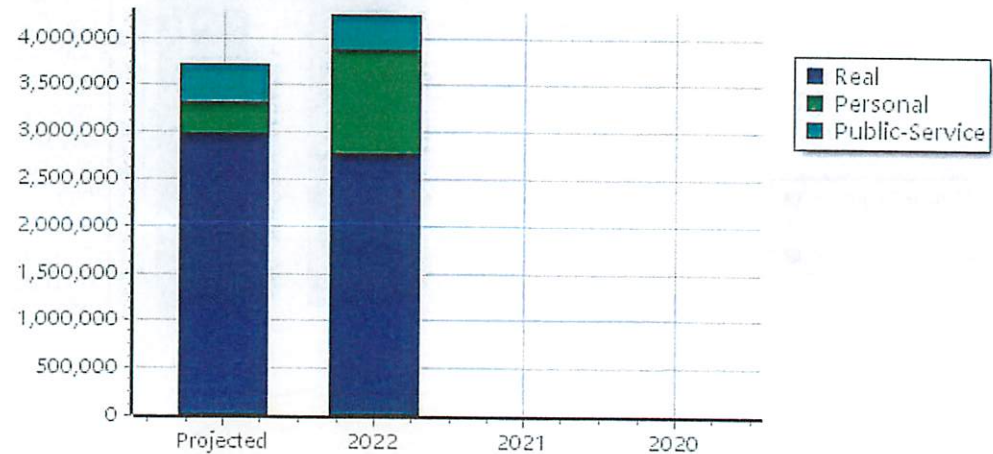
Real	Count	Value
Agricultural	51	559,695
Commercial	0	0
Residential	218	2,521,800
<b>Total Real Value</b>	<b>269</b>	<b>3,081,495</b>
Homestead	84	86,000
Veteran	2	33,077
Other	0	0
<b>Total Exempt</b>	<b>88</b>	<b>119,077</b>
<b>TIF Increment Value</b>		
<b>Net Assessed</b>		<b>2,962,418</b>
<b>Net Assessed Under Protest</b>		
Senior Freeze	6	5,954
Capped Parcels	166	508,037



Personal	Count	Value
Agricultural	18	41,887
Commercial	4	263,942
Mobile Home	12	24,892
<b>Total Personal</b>	<b>34</b>	<b>330,721</b>
<b>Total Exempt</b>	<b>0</b>	<b>0</b>

<b>TIF Increment Value</b>		
<b>Net Assessed</b>		<b>330,721</b>
<b>Net Assessed Under Protest</b>		


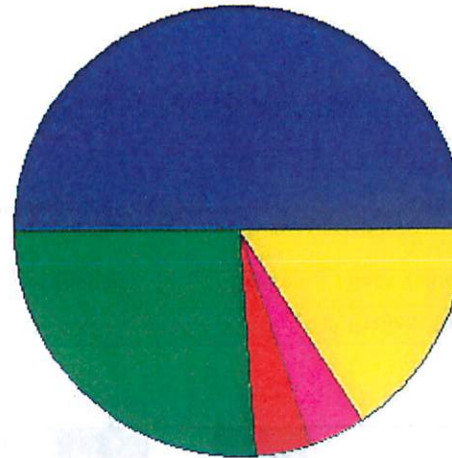
Public Service	Count	Value
<b>Total PS Value</b>	<b>8</b>	<b>435,228</b>
<b>TIF Increment Value</b>		
<b>Net Assessed</b>		<b>435,228</b>



<b>District Totals</b>	
Total Gross Value	3,847,444
Homestead Loss	86,000
Other Exemption Loss	33,077
<b>TIF Increment Value</b>	
<b>Retained TIF Value</b>	
<b>Net Assessed Value</b>	<b>3,728,367</b>
<b>Net Assessed Under Protest</b>	

\* Public Service Protests Values are not included on this report.

Real	Count	Value
Agricultural	72	429,203
Commercial	0	0
Residential	38	226,112
<b>Total Real Value</b>	<b>110</b>	<b>655,315</b>
Homestead	28	32,000
Veteran	0	0
Other	0	0
<b>Total Exempt</b>	<b>32</b>	<b>32,000</b>



**TIF Increment Value**

**Net Assessed** 623,315

**Net Assessed Under Protest**

Senior Freeze	2	5,941
Capped Parcels	69	333,783

Personal	Count	Value
Agricultural	10	31,043
Commercial	0	0
Mobile Home	6	27,015
<b>Total Personal</b>	<b>16</b>	<b>58,058</b>
<b>Total Exempt</b>	<b>0</b>	<b>0</b>

**TIF Increment Value**

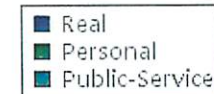
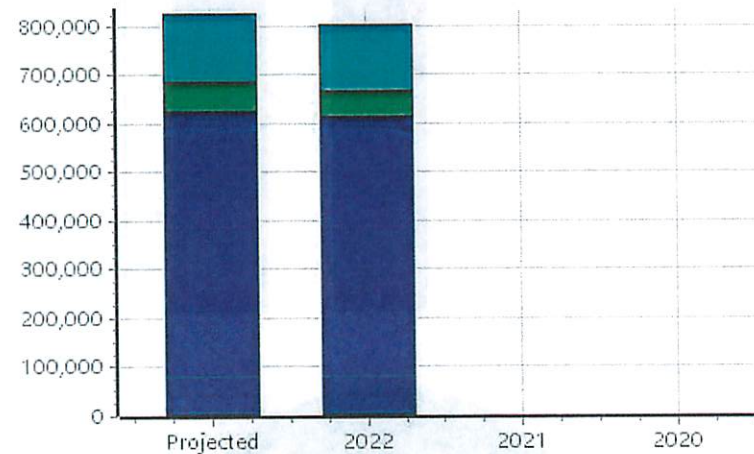
**Net Assessed** 58,058

**Net Assessed Under Protest**

Public Service	Count	Value
<b>Total PS Value</b>	<b>5</b>	<b>144,625</b>

**TIF Increment Value**

**Net Assessed** 144,625



**District Totals**

Total Gross Value 857,998

Homestead Loss 32,000

Other Exemption Loss 0

**TIF Increment Value**

**Retained TIF Value**

**Net Assessed Value** 825,998

**Net Assessed Under Protest**

\* Public Service Protests Values are not included on this report.

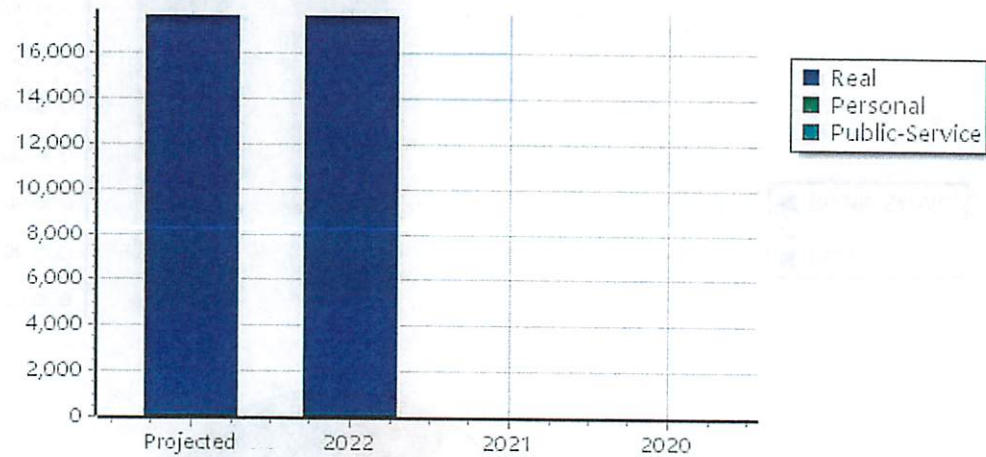
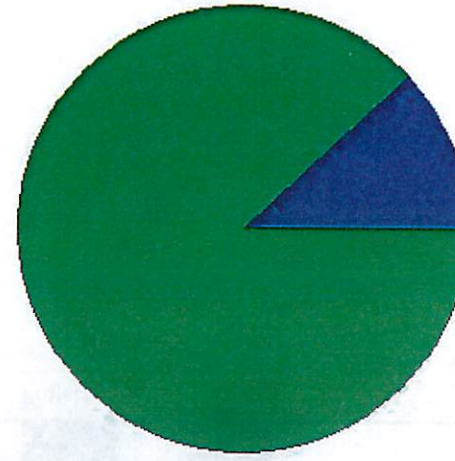
Real	Count	Value
Agricultural	3	2,296
Commercial	0	0
Residential	1	16,322
<b>Total Real Value</b>	<b>4</b>	<b>18,618</b>
Homestead	1	1,000
Veteran	0	0
Other	0	0
<b>Total Exempt</b>	<b>1</b>	<b>1,000</b>
<b>TIF Base/Retained Value</b>		<b>1,186</b>
<b>Net Assessed</b>		<b>16,432</b>
<b>Net Assessed Under Protest</b>		
Senior Freeze	0	0
Capped Parcels	2	3,214

Personal	Count	Value
Agricultural	0	0
Commercial	0	0
Mobile Home	0	0
<b>Total Personal</b>	<b>0</b>	<b>0</b>
<b>Total Exempt</b>	<b>0</b>	<b>0</b>
<b>TIF Base/Retained Value</b>		<b>0</b>
<b>Net Assessed</b>		<b>0</b>
<b>Net Assessed Under Protest</b>		

Public Service	Count	Value
<b>Total PS Value</b>	<b>0</b>	<b>0</b>
<b>TIF Base/Retained Value</b>		<b>0</b>
<b>Net Assessed</b>		<b>0</b>


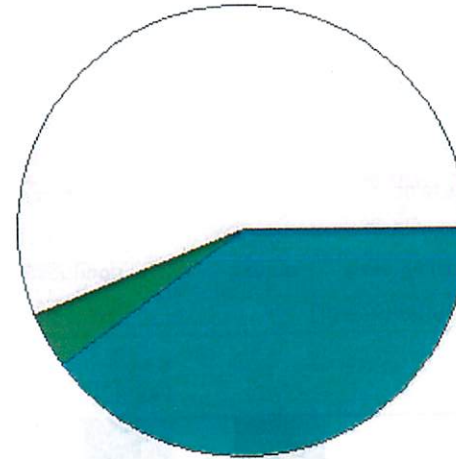
District Totals	
Total Gross Value	18,618
Homestead Loss	1,000
Other Exemption Loss	0
<b>TIF Base Value</b>	<b>1,186</b>
<b>Base Retained Value</b>	
<b>Net Assessed Value</b>	<b>16,432</b>
<b>Net Assessed Under Protest</b>	

\* Public Service Protests Values are not included on this report.

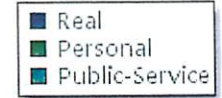
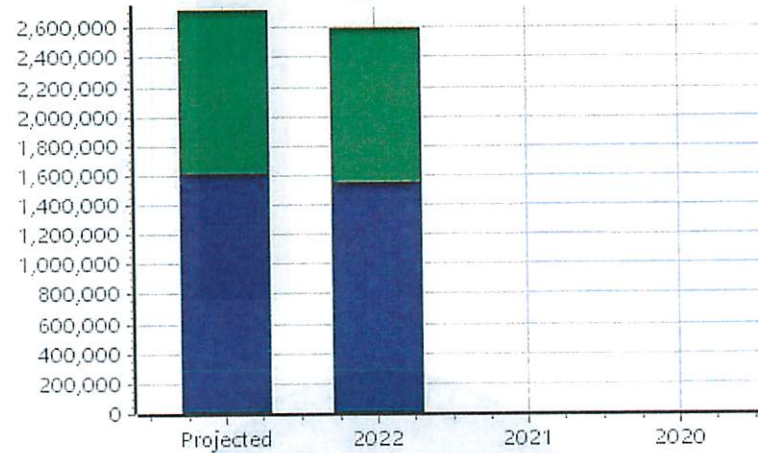


TIF Project Summary						
Code	Description	Expires	Base Value	Increment Value	Retained Inc	Total Value
5	I-5 Rural Bav	2032	1,186	16,432		17,618
Total TIF Valuation :			1,186	16,432	0	17,618

Real	Count	Value
Agricultural	1	739
Commercial	11	1,518,442
Residential	28	96,044
<b>Total Real Value</b>	<b>40</b>	<b>1,615,225</b>
Homestead	10	12,000
Veteran	0	0
Other	0	0
<b>Total Exempt</b>	<b>12</b>	<b>12,000</b>
<b>TIF Base/Retained Value</b>		<b>67,442</b>
<b>Net Assessed</b>		<b>1,535,783</b>
<b>Net Assessed Under Protest</b>		
Senior Freeze	2	2,417
Capped Parcels	42	575,028



Personal	Count	Value
Agricultural	0	0
Commercial	8	1,112,263
Mobile Home	0	0
<b>Total Personal</b>	<b>8</b>	<b>1,112,263</b>
<b>Total Exempt</b>	<b>0</b>	<b>0</b>
<b>TIF Base/Retained Value</b>		<b>0</b>
<b>Net Assessed</b>		<b>1,112,263</b>
<b>Net Assessed Under Protest</b>		
Public Service	Count	Value
<b>Total PS Value</b>	<b>0</b>	<b>0</b>
<b>TIF Base/Retained Value</b>		<b>0</b>
<b>Net Assessed</b>		<b>0</b>


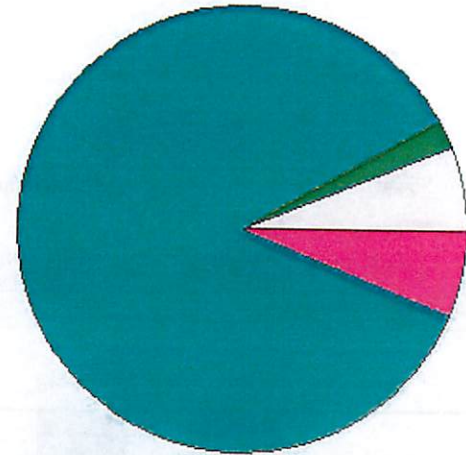


District Totals	
Total Gross Value	2,727,488
Homestead Loss	12,000
Other Exemption Loss	0
<b>TIF Base Value</b>	<b>67,442</b>
<b>Base Retained Value</b>	
<b>Net Assessed Value</b>	<b>2,648,046</b>
<b>Net Assessed Under Protest</b>	

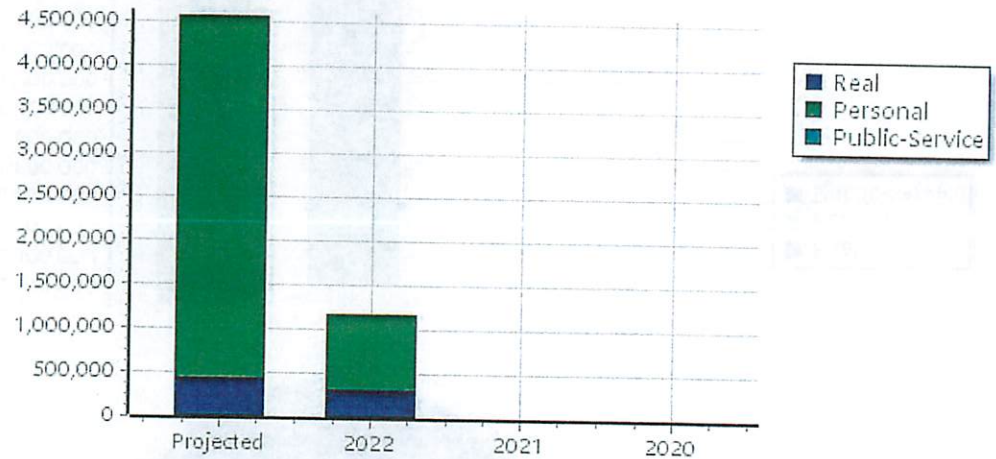
TIF Project Summary						
Code	Description	Expires	Base Value	Increment Value	Retained Inc	Total Value
6	OK-I1 City Bav	2032	67,442	2,648,046		2,715,488
<b>Total TIF Valuation :</b>			<b>67,442</b>	<b>2,648,046</b>	<b>0</b>	<b>2,715,488</b>

\* Public Service Protests Values are not included on this report.

Real	Count	Value
Agricultural	1	316
Commercial	9	291,853
Residential	15	134,680
<b>Total Real Value</b>	<b>25</b>	<b>426,849</b>
Homestead	4	5,000
Veteran	1	8,014
Other	0	0
<b>Total Exempt</b>	<b>6</b>	<b>13,014</b>
<b>TIF Base/Retained Value</b>		<b>30,869</b>
<b>Net Assessed</b>		<b>382,966</b>
<b>Net Assessed Under Protest</b>		
Senior Freeze	1	2,193
Capped Parcels	15	200,301



Personal	Count	Value
Agricultural	1	276,307
Commercial	3	3,881,267
Mobile Home	0	0
<b>Total Personal</b>	<b>4</b>	<b>4,157,574</b>
<b>Total Exempt</b>	<b>0</b>	<b>0</b>
<b>TIF Base/Retained Value</b>		<b>0</b>
<b>Net Assessed</b>		<b>4,157,574</b>
<b>Net Assessed Under Protest</b>		
Public Service	Count	Value
<b>Total PS Value</b>	<b>0</b>	<b>0</b>
<b>TIF Base/Retained Value</b>		<b>0</b>
<b>Net Assessed</b>		<b>0</b>





District Totals	
Total Gross Value	4,584,423
Homestead Loss	5,000
Other Exemption Loss	8,014
<b>TIF Base Value</b>	<b>30,869</b>
<b>Base Retained Value</b>	
<b>Net Assessed Value</b>	<b>4,540,540</b>
<b>Net Assessed Under Protest</b>	

TIF Project Summary						
Code	Description	Expires	Base Value	Increment Value	Retained Inc	Total Value
7	OK-I5 City Bav	2032	30,869	4,540,540		4,571,409
<b>Total TIF Valuation :</b>			<b>30,869</b>	<b>4,540,540</b>	<b>0</b>	<b>4,571,409</b>


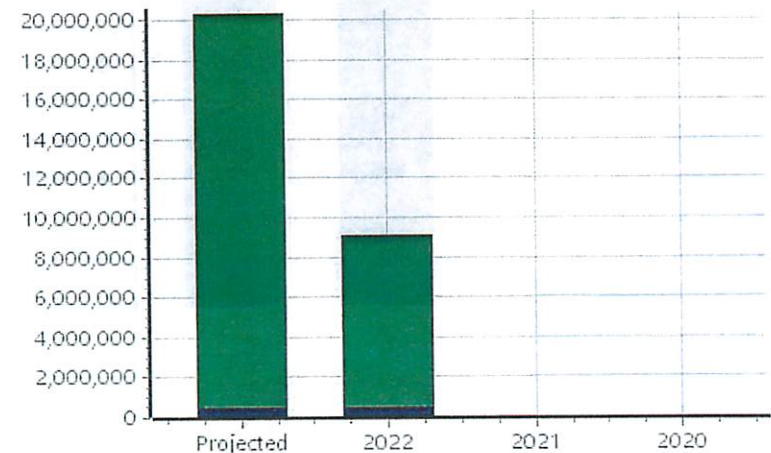
\* Public Service Protests Values are not included on this report.



Real	Count	Value
Agricultural	1	460
Commercial	1	391,372
Residential	0	0
<b>Total Real Value</b>	<b>2</b>	<b>391,832</b>
Homestead	0	0
Veteran	0	0
Other	0	0
<b>Total Exempt</b>	<b>0</b>	<b>0</b>
<b>TIF Base/Retained Value</b>		<b>393,632</b>
<b>Net Assessed</b>		<b>-1,800</b>
<b>Net Assessed Under Protest</b>		
Senior Freeze	0	0
Capped Parcels	0	0



Personal	Count	Value
Agricultural	1	63,321
Commercial	5	19,828,441
Mobile Home	0	0
<b>Total Personal</b>	<b>6</b>	<b>19,891,762</b>
<b>Total Exempt</b>	<b>0</b>	<b>0</b>
<b>TIF Base/Retained Value</b>		<b>9,577,058</b>
<b>Net Assessed</b>		<b>10,314,704</b>
<b>Net Assessed Under Protest</b>		
<b>Public Service</b>	<b>Count</b>	<b>Value</b>
Total PS Value	0	0
<b>TIF Base/Retained Value</b>		
<b>Net Assessed</b>		<b>0</b>



<b>District Totals</b>	
Total Gross Value	20,283,594
Homestead Loss	0
Other Exemption Loss	0
<b>TIF Base Value</b>	<b>9,970,690</b>
<b>Base Retained Value</b>	
<b>Net Assessed Value</b>	<b>10,312,904</b>
<b>Net Assessed Under Protest</b>	

\* Public Service Protests Values are not included on this report.

<b>TIF Project Summary</b>						
Code	Description	Expires	Base Value	Increment Value	Retained Inc	Total Value
101	I-1 Increment District 1	2044	9,970,690	10,312,904		20,283,594
<b>Total TIF Valuation :</b>			<b>9,970,690</b>	<b>10,312,904</b>	<b>0</b>	<b>20,283,594</b>


Real	Count	Value
Agricultural	1	78
Commercial	1	203,099
Residential	0	0
<b>Total Real Value</b>	<b>2</b>	<b>203,177</b>
Homestead	0	0
Veteran	0	0
Other	0	0
<b>Total Exempt</b>	<b>0</b>	<b>0</b>
<b>TIF Base/Retained Value</b>		<b>24,381</b>
<b>Net Assessed</b>		<b>178,796</b>
<b>Net Assessed Under Protest</b>		
Senior Freeze	1	253,680
Capped Parcels	0	0

Personal	Count	Value
Agricultural	0	0
Commercial	0	0
Mobile Home	0	0
<b>Total Personal</b>	<b>0</b>	<b>0</b>
<b>Total Exempt</b>	<b>0</b>	<b>0</b>
<b>TIF Base/Retained Value</b>		<b>0</b>
<b>Net Assessed</b>		<b>0</b>
<b>Net Assessed Under Protest</b>		

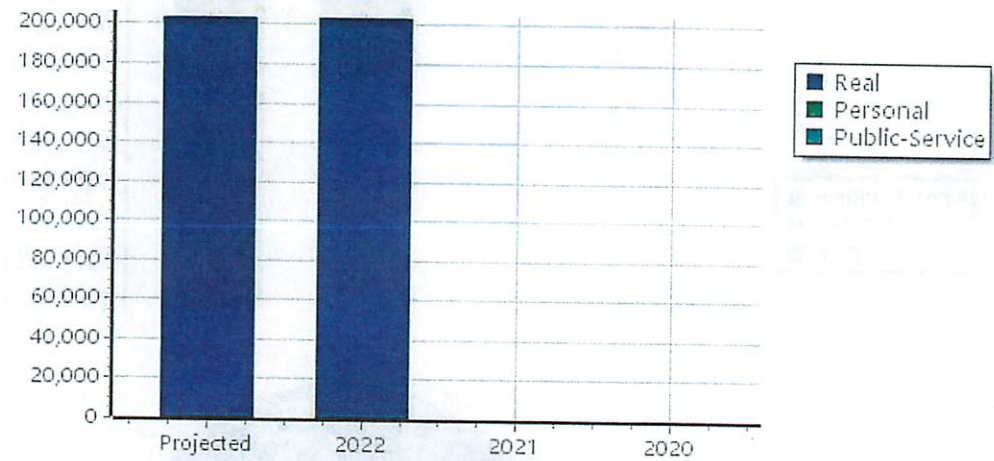
Public Service	Count	Value
<b>Total PS Value</b>	<b>0</b>	<b>0</b>
<b>TIF Base/Retained Value</b>		<b>0</b>
<b>Net Assessed</b>		<b>0</b>

District Totals	
Total Gross Value	203,177
Homestead Loss	0
Other Exemption Loss	0
<b>TIF Base Value</b>	<b>24,381</b>
<b>Base Retained Value</b>	
<b>Net Assessed Value</b>	<b>178,796</b>
<b>Net Assessed Under Protest</b>	

\* Public Service Protests Values are not included on this report.



■	0 % Real Ag
□	100 % Real Comm
■	0 % Real Res
■	0 % Mobile Home
■	0 % PP Comm
■	0 % PP-Ag
■	0 % Public-Service



TIF Project Summary						
Code	Description	Expires	Base Value	Increment Value	Retained Inc	Total Value
8	I-1Rural Bav	2032	24,381	178,796		203,177
<b>Total TIF Valuation :</b>			<b>24,381</b>	<b>178,796</b>	<b>0</b>	<b>203,177</b>

Real	Count	Value
Agricultural	51	559,695
Commercial	0	0
Residential	218	2,521,800
<b>Total Real Value</b>	<b>269</b>	<b>3,081,495</b>
Homestead	84	86,000
Veteran	2	33,077
Other	0	0
<b>Total Exempt</b>	<b>88</b>	<b>119,077</b>

**TIF Increment Value**

**Net Assessed** 2,962,418

**Net Assessed Under Protest**

Senior Freeze	6	5,954
Capped Parcels	166	508,037

Personal	Count	Value
Agricultural	18	41,887
Commercial	4	263,942
Mobile Home	12	24,892
<b>Total Personal</b>	<b>34</b>	<b>330,721</b>
<b>Total Exempt</b>	<b>0</b>	<b>0</b>

**TIF Increment Value**

**Net Assessed** 330,721

**Net Assessed Under Protest**

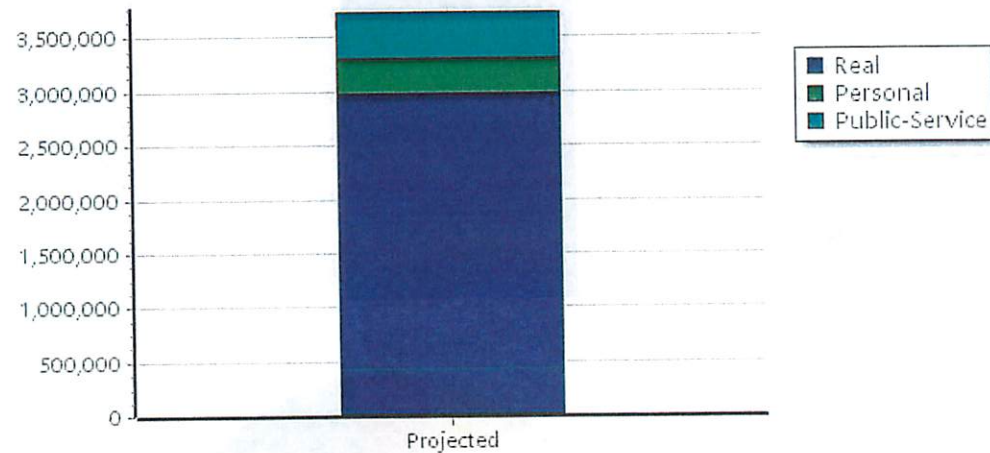
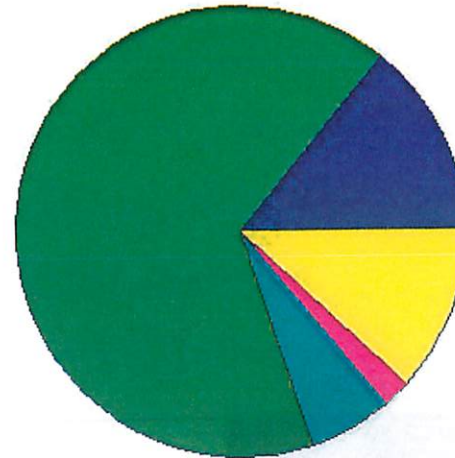
Public Service	Count	Value
<b>Total PS Value</b>	<b>8</b>	<b>435,228</b>
<b>TIF Increment Value</b>		
<b>Net Assessed</b>		<b>435,228</b>

**District Totals**

Total Gross Value	3,847,444
Homestead Loss	86,000
Other Exemption Loss	33,077
<b>TIF Increment Value</b>	
<b>Retained TIF Value</b>	
<b>Net Assessed Value</b>	<b>3,728,367</b>

**Net Assessed Under Protest**

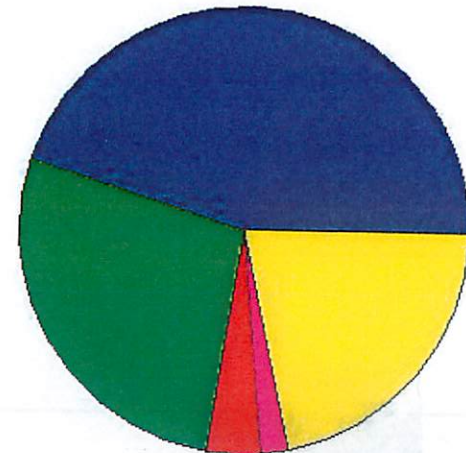
\* Public Service Protests Values are not included on this report.



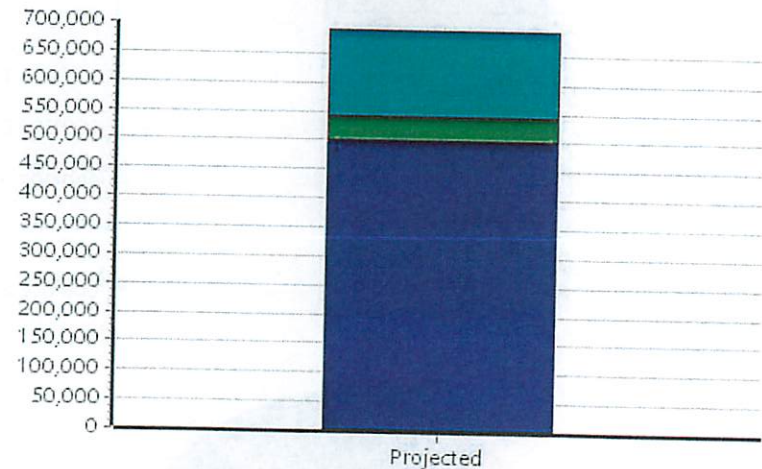
V04 INDIAN CAPITAL TECH CENT

District Type : Vo-Tech

Real	Count	Value
Agricultural	78	322,180
Commercial	0	0
Residential	26	194,552
<b>Total Real Value</b>	<b>104</b>	<b>516,732</b>
Homestead	18	18,000
Veteran	0	0
Other	0	0
<b>Total Exempt</b>	<b>18</b>	<b>18,000</b>
<b>TIF Increment Value</b>		
<b>Net Assessed</b>		<b>498,732</b>
<b>Net Assessed Under Protest</b>		
Senior Freeze	2	3,068
Capped Parcels	28	57,607



Personal	Count	Value
Agricultural	6	12,770
Commercial	0	0
Mobile Home	10	29,300
<b>Total Personal</b>	<b>16</b>	<b>42,070</b>
<b>Total Exempt</b>	<b>0</b>	<b>0</b>

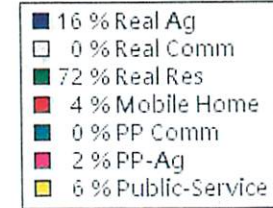
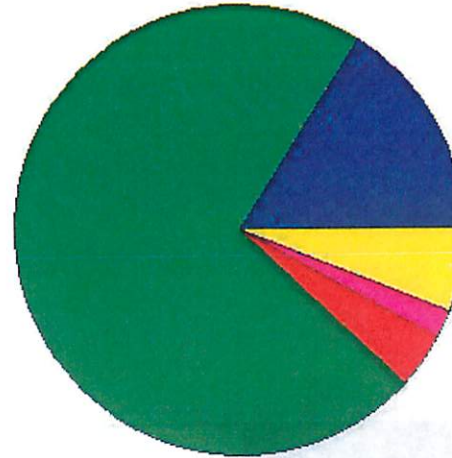


Public Service	Count	Value
<b>Total PS Value</b>	<b>12</b>	<b>150,010</b>
<b>TIF Increment Value</b>		
<b>Net Assessed</b>		<b>150,010</b>

<b>District Totals</b>	
Total Gross Value	708,812
Homestead Loss	18,000
Other Exemption Loss	0
<b>TIF Increment Value</b>	
<b>Retained TIF Value</b>	
<b>Net Assessed Value</b>	<b>690,812</b>
<b>Net Assessed Under Protest</b>	

\* Public Service Protests Values are not included on this report.

Real	Count	Value
Agricultural	171	1,380,749
Commercial	2	19,630
Residential	742	6,387,243
<b>Total Real Value</b>	<b>915</b>	<b>7,787,622</b>
Homestead	273	286,107
Veteran	15	289,224
Other	0	0
<b>Total Exempt</b>	<b>303</b>	<b>575,331</b>



**TIF Increment Value**

**Net Assessed** 7,212,291

**Net Assessed Under Protest**

Senior Freeze	32	153,911
Capped Parcels	521	2,019,463

Personal	Count	Value
Agricultural	49	130,770
Commercial	20	72,869
Mobile Home	82	290,204
<b>Total Personal</b>	<b>151</b>	<b>493,843</b>
<b>Total Exempt</b>	<b>1</b>	<b>2,000</b>

**TIF Increment Value**

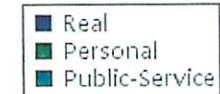
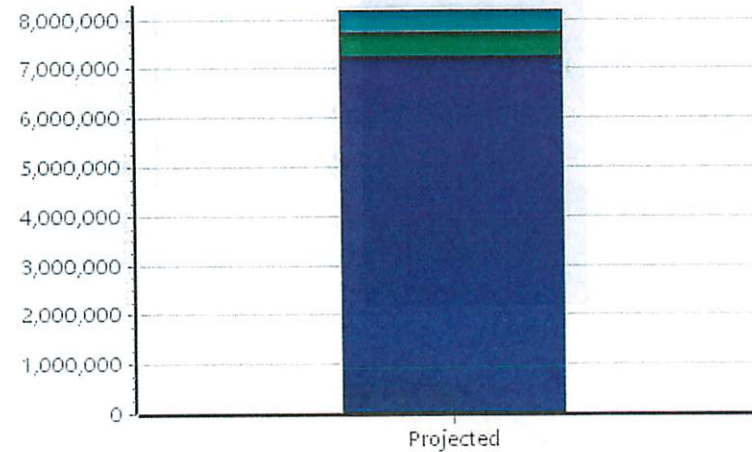
**Net Assessed** 491,843

**Net Assessed Under Protest**

Public Service	Count	Value
<b>Total PS Value</b>	<b>15</b>	<b>470,216</b>

**TIF Increment Value**

**Net Assessed** 470,216



**District Totals**

Total Gross Value	8,751,681
Homestead Loss	286,107
Other Exemption Loss	291,224
<b>TIF Increment Value</b>	
<b>Retained TIF Value</b>	
<b>Net Assessed Value</b>	<b>8,174,350</b>

**Net Assessed Under Protest**

\* Public Service Protests Values are not included on this report.

Real	Count	Value
Agricultural	164	731,522
Commercial	0	0
Residential	140	478,419
<b>Total Real Value</b>	<b>304</b>	<b>1,209,941</b>
Homestead	61	69,000
Veteran	1	8,925
Other	0	0
<b>Total Exempt</b>	<b>70</b>	<b>77,925</b>

**TIF Increment Value**

**Net Assessed** 1,132,016

**Net Assessed Under Protest**

Senior Freeze	7	38,448
Capped Parcels	188	557,977

Personal	Count	Value
Agricultural	22	63,001
Commercial	2	2,540
Mobile Home	10	42,153
<b>Total Personal</b>	<b>34</b>	<b>107,694</b>
<b>Total Exempt</b>	<b>1</b>	<b>2,000</b>

**TIF Increment Value**

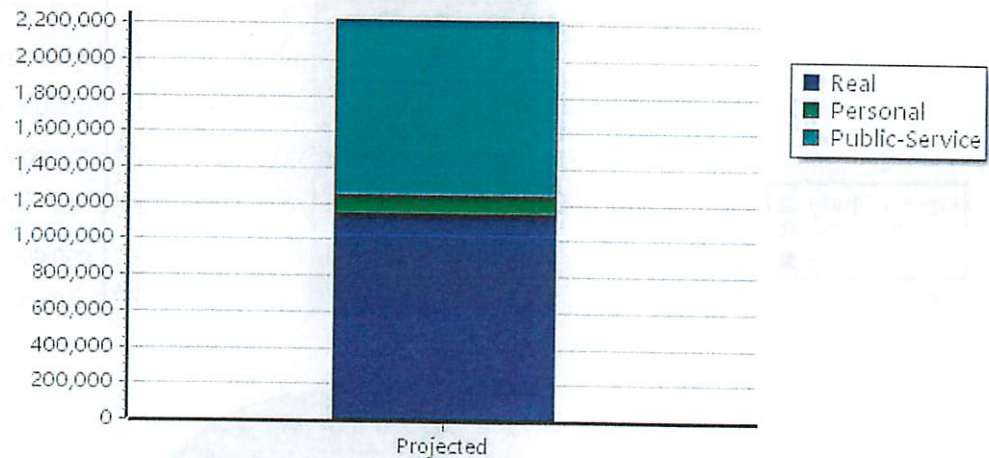
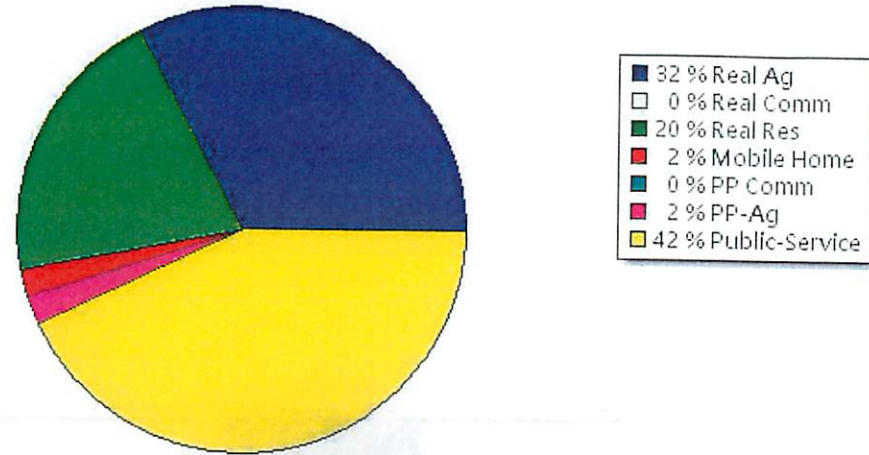
**Net Assessed** 105,694

**Net Assessed Under Protest**

Public Service	Count	Value
<b>Total PS Value</b>	<b>13</b>	<b>985,524</b>
<b>TIF Increment Value</b>		
<b>Net Assessed</b>		<b>985,524</b>

District Totals	
Total Gross Value	2,303,159
Homestead Loss	69,000
Other Exemption Loss	10,925
<b>TIF Increment Value</b>	
<b>Retained TIF Value</b>	
<b>Net Assessed Value</b>	<b>2,223,234</b>
<b>Net Assessed Under Protest</b>	

\* Public Service Protests Values are not included on this report.



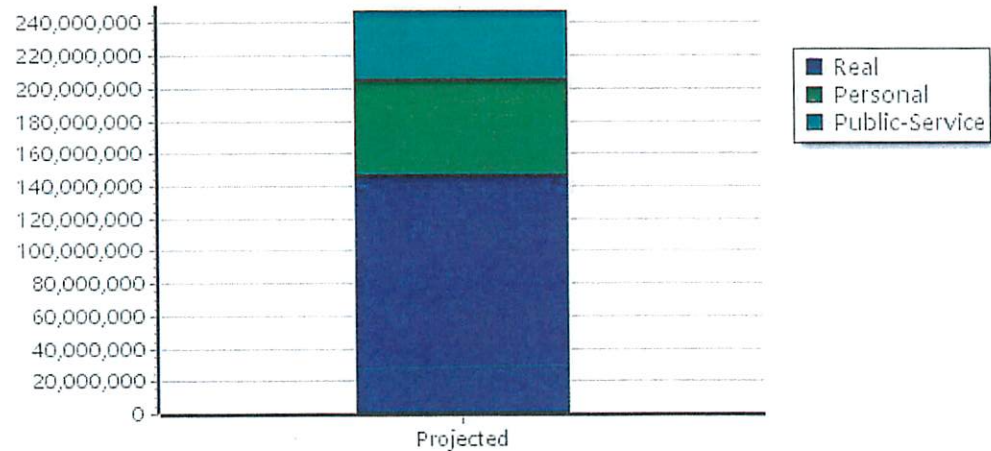
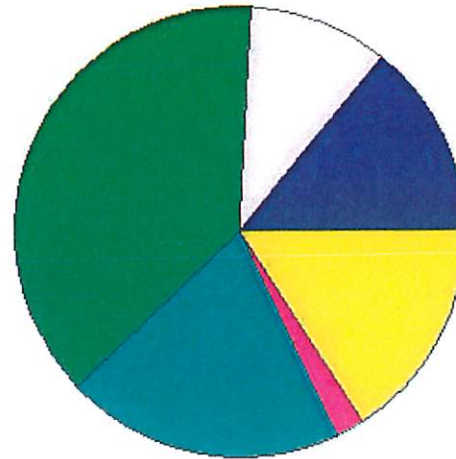
Real	Count	Value
Agricultural	5,134	33,663,590
Commercial	1,276	23,455,421
Residential	17,621	99,520,512
<b>Total Real Value</b>	<b>24,031</b>	<b>156,639,523</b>
Homestead	5,963	6,466,271
Veteran	336	4,101,032
Other	2	5,493
<b>Total Exempt</b>	<b>6,885</b>	<b>10,572,796</b>
<b>TIF Increment Value</b>		<b>2,112,177</b>
<b>Net Assessed</b>		<b>143,954,550</b>
<b>Net Assessed Under Protest</b>		
Senior Freeze	961	3,511,715
Capped Parcels	10,626	40,823,727

Personal	Count	Value
Agricultural	1,165	3,427,149
Commercial	774	52,737,964
Mobile Home	1,010	2,333,299
<b>Total Personal</b>	<b>2,949</b>	<b>58,498,412</b>
<b>Total Exempt</b>	<b>10</b>	<b>38,490</b>
<b>TIF Increment Value</b>		<b>15,584,541</b>
<b>Net Assessed</b>		<b>42,875,381</b>
<b>Net Assessed Under Protest</b>		

Public Service	Count	Value
<b>Total PS Value</b>	<b>273</b>	<b>42,681,581</b>
<b>TIF Increment Value</b>		<b>0</b>
<b>Net Assessed</b>		<b>42,681,581</b>

District Totals	
Total Gross Value	257,819,516
Homestead Loss	6,466,271
Other Exemption Loss	4,145,015
<b>TIF Increment Value</b>	<b>17,696,718</b>
<b>Retained TIF Value</b>	
<b>Net Assessed Value</b>	<b>229,511,512</b>
<b>Net Assessed Under Protest</b>	

\* Public Service Protests Values are not included on this report.



TIF Project Summary						
Code	Description	Expires	Base Value	Increment Value	Retained Inc	Total Value
5	I-5 Rural Bav	2032	1,186	16,432		17,618
6	OK-I1 City Bav	2032	67,442	2,648,046		2,715,488
7	OK-I5 City Bav	2032	30,869	4,540,540		4,571,409
8	I-1Rural Bav	2032	24,381	178,796		203,177
101	I-1 Increment District 1	2044	9,970,690	10,312,904		20,283,594
<b>Total TIF Valuation :</b>			<b>10,094,568</b>	<b>17,696,718</b>	<b>0</b>	<b>27,791,286</b>